



MODERN FORECAST X MEDIUM DENSITY



Contents

04 Modern Homes Forecast 2026

06 What's new in 2026

10 Lifestyle themes

12 Evolved Living

14 Creative Living

16 Multigenerational Living

18 Autonomous Living

20 Modern Forecast X Medium Density

24 Japandi

30 Barn

36 Box Modern

42 Modern Classic

48 What is fibre cement

50 Design versatility





Modern Homes Forecast 2026

Welcome to the James Hardie Modern Homes Forecast 2026 - our third annual research report created to inspire homeowners and trade professionals with the latest modern home design styles.

The James Hardie Modern Homes Forecast 2026 is our most future-focused report to date. Developed in partnership with global trend forecasting company, WGSN, it translates global design signals and local consumer data to deliver a forward-looking perspective on residential housing in New Zealand and Australia.

This year, we initiated a robust, multi-layered research process to ensure our insights are not only forward-looking but also anchored in tangible market shifts and global design movements. James Hardie and WGSN attended Salone Del Mobile Milano 2025 to conduct on-the-ground research that captured tangible shifts in architecture, materials and home living. In parallel, WGSN applied its methodology for trend prediction to interpret these signals. The methodology integrates WGSN's proprietary STEPIC framework - Society, Technology, Environment, Politics, Industry and Creativity - and draws on a wide range of data sources, expert networks and bespoke secondary research. This dual approach ensures our observations are both grounded in what's happening now and predictive of what's next.

This year's Forecast is grounded in the theme of Creative Expression - a guiding principle shaped by the insights gathered through our expanded research process. It recognises that homes are no longer static structures, but dynamic environments that reflect identity, support wellbeing, and adapt to life's evolving rhythms. In a time of economic pressure, climate urgency and social change, creativity has emerged as a tool for resilience, optimism and personal agency.

The Forecast decodes these insights into four Lifestyle Themes representing a distinct set of needs and aspirations. These themes are expressed through eight Modern Looks, each refined to reflect the changing expectations of New Zealand homeowners. From the playful optimism of Mid-Century Modern to the restorative calm of Japandi, the looks offer a blueprint for homes that are culturally attuned and designed to support contemporary living.

Box Modern

Box Modern embraces modular design with dynamic cubic forms, flexible layouts, and bold accents, creating adaptable homes that invite creativity and personal expression.

Modern Farmhouse

Modern Farmhouse balances rustic charm with contemporary efficiency, featuring pavilion-style layouts, grounded colours, and durable materials for resilient, family-friendly living.

Modern Heritage

Modern Heritage blends preserved architectural character with modern extensions, layering rich textures and bold colours to create homes that honour the past while embracing the future.

Barn

Barn elevates rural inspiration with dramatic rooflines and layered materials, offering bold silhouettes and restorative comfort in any setting.

Japandi

Japandi fuses minimalist structure with nature-led design, prioritising passive design principles, intuitive flow, and crafted simplicity for tranquil, enduring homes.

Modern Bach

Modern Bach brings seaside calm into urban spaces, using open layouts, natural light, and warm colours to create relaxed, elevated homes built for the Kiwi climate.

Mid-Century Modern

Mid-Century Modern celebrates architectural clarity and layered warmth, combining clean lines, modular layouts, and vibrant accents for timeless, expressive living.

Modern Classic

Modern Classic softens European elegance with approachable layouts and biophilic touches, creating harmonious spaces for multigenerational living.

What's New in 2026

This year marks a defining moment in New Zealand home living. The way homes are imagined, designed and lived in continues to evolve - shaped by cultural shifts, technological disruption, climate urgency and economic pressure. The James Hardie Modern Homes Forecast 2026 captures this evolution through the STEPIC framework: Society, Technology, Environment, Politics, Industry and Creativity.

STEPIC identifies the global and local forces driving long-term change in New Zealand. These reflect the industry realities and consumer expectations that define what's both possible and practical in the housing sector.



STEPIC

In 2024, the home was a space of questioning. The pandemic had disrupted daily life, prompting people to reevaluate their values, identities and priorities. Social norms were evolving, and the rise of digitally native consumers introduced new expectations around flexibility and tech-enabled design. Industry 5.0 began to take shape - an emerging approach that blends advanced technologies like AI and robotics with human-centric values. Climate concerns saw people reconnecting with nature, while the need for more resilient buildings grew. DIY and renovations slowed, and economic hardship brought people back into their homes to seek comfort and familiarity.

By 2025, the mood had shifted to action. Burnout, affordability pressures and climate urgency were no longer abstract concerns - they were shaping how people lived. Homes were being redefined as spaces that needed to do more: support remote work,

caregiving, fitness, and even income generation. Anxiety and stress were driving the need for connection and joy, making them essentials rather than luxuries. AI was augmenting the design industry with new materials and methods, reducing barriers to innovation. Sustainable design became mandatory as the impacts of climate change became more evident. Cost-of-living concerns intensified, and the dream of home ownership was under threat. The “bank of mum and dad” stepped up, and governments responded with commitments to build more homes, quickly.

Now, in 2026, we’ve reached a tipping point. Homes are being reimagined as adaptive environments centred on creativity, emotion and care.



Society

After years of hyper-individualism, people are returning to community. In ANZ, 3 in 10 citizens are born abroad (McGrindle, 2025). Diverse identities and shared living needs are reshaping future homes that must serve more people and purposes.



Technology

With AI embedded in daily life, consumers want technology that enhances the home experience. Future smart home solutions must be empathetic, intuitive and trust-building as 59.9% of global consumers question the authenticity of online content (Accenture, 2025).



Environment

As more consumers realise that planet health equals personal health, homes must be designed with nature in mind. Climate change is projected to cause more than 14.5 million deaths globally by 2050 (World Economic Forum, 2024). Climate-readiness is now essential to protecting wellbeing.



Politics

Housing access is under pressure, shaping how future homes must be fairer and more inclusive. Globally, 69% of consumers distrust government leaders (Edelman Trust Barometer, 2025). Consumers continue to demand agency over where and how they live.



Industry

Rising costs, shifting wealth and labour gaps are shaping demand for homes that deliver more value - smarter, more efficient and flexible. Efficiency, adaptability and durability are becoming new aspirations.



Creativity

Emotional uplift is becoming a strategy to push back against the counter pressures of today’s world - including economic uncertainty, climate change, and social fragmentation. Homes that spark creativity, play and personal expression will win consumer attention. Globally, 49% of consumers prefer brands that delight (VML, 2023), and 6 in 10 ANZ consumers say that playfulness improves brand perception (TRA, 2024).



/ Linea™ Weatherboard 180mm, Oblique™ Weatherboard 200mm and Axon™ Panel Grooved 133mm

Lifestyle themes

Drawn from the STEPIC insights, the following four Lifestyle Themes reflect the dynamic needs, pressures and aspirations among New Zealand homeowners. These themes are not just conceptual, they are grounded in real-world pressures and possibilities. They offer a strategic blueprint for homes that can respond to these cultural, political and economic shifts.

Evolved Living

What's Changing

In the face of rising cost-of-living and environmental pressures, the future homeowner will be more intentional, prioritising not more, but better designed spaces.

Why It Matters

Homes must better serve the needs of its residents through adaptable layouts, durable materials, and features that meet evolving building standards and sustainability benchmarks.

As cost-of-living pressures intensify and environmental urgency grows, homeowners are shifting from scale to intelligence - prioritising better-designed spaces over bigger builds. This theme calls for homes that maximise performance per square metre through adaptable layouts and durable materials.

While the 23% drop in median floor area of new homes between 2004 and 2024 (Stats NZ, 2025) reflects changing spatial preferences, it is the systemic affordability and labour shortages that are accelerating the adoption of homes that deliver more comfort, flexibility and ease with less material, waste, time and labour.



Design Pillars

- **Smart Layouts:** Spaces planned with purpose, maximising usability, flexibility and overall flow.
- **High Performance:** Materials and systems built to last, balancing durability and comfort.
- **Everyday Pride:** Design that aligns itself with the needs of the residents, instilling quiet pride in how a home looks, feels and functions.
- **Calm minimalism:** A calm, uncluttered environment that supports mental clarity and physical renewal.

Creative Living

What's Changing

Consumers are turning to creativity as a path for agency and not just aesthetics. The home becomes a space where joy and play become tools to reclaim wellbeing and build emotional resilience.

Why It Matters

Integrating customisable design elements can set builds apart, boost buyers emotional connection and future-proof homes against industry sameness.

Creativity is no longer a luxury - it's a necessity. In an age of anxiety and burnout, homes must become spaces for joy, play and emotional resilience. This theme positions creativity as a core function of the home, unlocking agency and optimism through expressive design.

As AI becomes embedded in everyday life, it's not only transforming how New Zealanders work, but also reshaping how they care for themselves. With 61% of New Zealanders using or wanting to use AI to assist with tasks (Adobe, 2025), technology is increasingly seen as a partner in creative and personal expression. This aligns with a broader cultural shift: New Zealanders are investing heavily in self-care, spending over NZD\$6,300 annually on wellness (Global Wellness Institute, 2024). Together, these trends signal a growing desire for homes that integrate smart technology to support both emotional wellbeing and creative autonomy.

Creative Living embraces homes with personality. It celebrates imperfection, experimentation and emotional connection. It invites residents to shape their environment, turning the home into a personal playground for identity, culture and joy.



/ Oblique™ Weatherboard 200mm



/ Stria™ Cladding Smooth 405mm and Oblique™ Weatherboard 200mm

Design Pillars

- **Joyful Maximalism:** Bold palettes, patterns and forms that invite play and personality.
- **Sensorial Design:** Tactile, emotionally uplifting environments for rest and creative reset.
- **Rooted Storytelling:** Design choices that reflect personal history, cultural heritage and evolving identity.
- **Personal Playground:** Spaces that encourages creative experimentation, inviting residents to shape and personalise their environment.

Multigenerational Living

What's Changing

As consumers respond to rising costs, ageing populations and evolving definitions of kinship, more complex households will emerge, calling the need for flexible home settings that balance privacy and family.

Why It Matters

Flexible zonings, secondary dwellings and adaptable layouts will be essential to appeal to buyers pooling resources or accommodating extended family.

As affordability challenges persist and family structures evolve, homes must support co-existence across generations. This theme responds to the rise of complex households, calling for flexible layouts, inclusive design and spaces that balance privacy with connection.

In ANZ, one in five families with parents and children now live in homes with complex family structures including multigenerational (UNSW, 2024). Cultural expectations around family are also reshaping how homes are shared and used. New Zealand is one of the world's most multicultural nations, with a third of its residents born overseas - nearly double the proportion in the UK and US (McCrindle, 2025).

Frugal family living is becoming a long-term financial strategy as families are pooling resources and sharing practical living costs. Secondary dwellings, such as granny flats, offer crucial privacy within proximity. Flexible zoning and adaptable layouts are essential to accommodate diverse needs, from ageing parents to adult children and extended kin.

Multigenerational Living is about designing homes that evolve with life. It's about creating environments that foster togetherness, while respecting individuality. It's about building homes that are inclusive and adaptable.



/ Stria™ Cladding Smooth 405mm and Oblique™ Weatherboard 200mm



/ Linea™ Weatherboard 180mm and Stria™ Cladding Smooth 405mm

Design Pillars

- **Agile Zoning:** Multi-use layouts that support solitude, connection, and easy reconfiguration.
- **Inclusive Design:** Features that support mobility, ageing, and diverse needs across age-groups.
- **Flexible Foundations:** A clean, neutral base that acts as a versatile backdrop for different taste and lifestyles.
- **Considered Comfort:** Thoughtful details that anticipate everyday routines and emotional comfort for every generation.

Autonomous Living

What's Changing

In an era of climate and economic pressures, homeowners will seek spaces that offer independence and support wellbeing through self-sufficiency, automation and low-maintenance design.

Why It Matters

Designing homes that allow ease, whether through renewable systems, durable materials or smart automation will allow greater self-resilience and comfort.

In a world of climate disruption and economic instability, homeowners are seeking independence. Autonomous Living is about designing homes that take care of you - through energy efficiency, automation and low-maintenance systems.

Climate-readiness has become an essential consideration in home design and energy-efficient homes are in demand. As AI becomes more intelligent, consumers are looking for tools that protect trust and connection.

New Zealanders are less trusting about AI than most countries. As well as being wary of AI, New Zealand ranks among the lowest globally on acceptance, excitement and optimism about it, alongside Australia and the Netherlands. Only 44% of New Zealanders believe the benefits of AI outweigh the risks, the lowest ranking of any country (KPMG, 2025). Autonomous Living empowers homeowners to feel supported and in control. It's about designing homes that offer ease, resilience and restorative comfort.



/ Axon™ Panel Grooved 133mm



/ Linea™ Weatherboard 180mm

Design Pillars

- **Resource Smart:** Homes that optimise energy use through passive design, efficient systems and sustainable materials.
- **Intuitive Design:** Design that feels easy to navigate and use, minimising friction and decision fatigue.
- **Effortless Living:** Design and materials that allow long-time ease, minimising upkeep while supporting comfort and resilience.
- **Quiet Control:** Homes that foster a sense of calm through independence.

Modern Forecast




Medium Density

This year we have selected four of the modern design home styles and translated them into medium density, showing how Hardie™ fibre cement products provide quality solutions that enable endless possibilities for design and aesthetics while also delivering low maintenance and trusted protection.

To see the eight modern home styles as single family homes please refer to the Design Book 2026 by James Hardie.

Japandi



Make modern™ like never before



Barn



Modern Classic

Japandi



/ Linea™ Weatherboard 150mm (side exterior) with Axon™ Panel Smooth with Hardie™ Axent™ Trim 45mm in Dulux® Haast, Axon™ Panel Brushed Concrete in Dulux® Kingsland

Intelligent, restrained & calm

Japandi is a style of quiet intelligence where simplicity meets precision, and every design choice is intentional. Evolving beyond calm minimalism, this look restores balance through clarity, flow, and care. A sanctuary of grounded connection, Japandi merges natural warmth with architectural clarity, soft transitions, and purposeful design.

Nature is thoughtfully integrated to support wellbeing, while intuitive layouts respond to daily rhythms with ease. Multi-use zones and open circulation promote flexibility, while architectural elements regulate light, comfort, and privacy. Smart spatial planning and passive design principles, like deep eaves, natural ventilation, and strategic shading, help enhance energy efficiency.

The palette is serene and earthy, with greys, greens, and warm tones reflecting a symbiotic relationship with nature. Materials are chosen for their longevity and tactile simplicity, creating a crafted harmony that feels both tranquil and enduring.

Theme Insights

Evolved Living

Japandi prioritises thoughtful simplicity and long-term adaptability, where intuitive flow and passive design deliver high performance with quiet elegance.

Autonomous Living

With deep eaves, natural ventilation, and low-maintenance materials, Japandi empowers self-sufficiency. It's a style that quietly supports wellbeing, independence, and climate resilience.

Creative Living

Japandi celebrates subtle mastery and personal care. Through crafted details, intuitive flow, and nature-driven design, it invites emotional connection and creative reflection in everyday rituals.



/ Stria™ Cladding Smooth 405mm and Oblique™ Weatherboard 200mm



/ Oblique™ Weatherboard 200 and 300mm

Recommended products

	Axon™ Panel Grooved 133mm
	Axon™ Panel Brushed Concrete
	Axon™ Panel Smooth with Hardie™ Axent™ Trim for board and batten
	Linea™ Weatherboard
	Oblique™ Weatherboard
	Stria™ Cladding

Recommended paint colours

	Dulux® Duvauchelle		Dulux® Blackwood Bay
	Dulux® Lyttelton		Dulux® Waimarama
	Dulux® Haast		Dulux® Mt Stevens
	Dulux® Kingsland		

Practical Guidelines



/ Linea™ Weatherboard 150mm (side exterior) with Axon™ Panel Smooth with Hardie™ Axent™ Trim 45mm, Axon™ Panel Brushed Concrete

01

Soft divisions

Sliding panels and wood slats softly divide spaces to support different needs while keeping openness and calm.

02

Wellness zones

Compact saunas, gardens and contemplation nooks offer daily escape and restorative reset.

03

Seamless joinery

Incorporate low-profile joinery through refined built-ins and flush storage to reduce visual clutter and promote quiet functionality.

04

Grounded greens

Nature-inspired neutrals and greens are key to fostering a sense of balance.

05

Rhythmic daylight

Strategically placed windows amplify natural light, subtly guiding daily activity and flow with restorative quality.



/ Oblique™ Weatherboard 200 and 300mm



/ Oblique™ Weatherboard 200mm

Barn



/ Oblique™ Weatherboard 200mm vertical (down side), front Axon™ Panel Smooth with Hardie™ Axent™ Trim in random 45 and 70mm trims in Dulux® Cardrona

Distinct, immersive & soothing

The Barn style reimagines rural forms through a bold and expressive lens. Drawing from its simple, traditional silhouette, this evolution transforms the design through sculptural finishes and rich materiality. Strong form is blended with raw, grounded textures to create a space that is both bold and comforting. Barn's graphic silhouette is met with layered materiality, deep tones, and textural contrasts that evoke nature's beauty, while principles of passive design are thoughtfully integrated to add depth and a sense of quiet efficiency.

Dramatic rooflines, asymmetrical details, and expressive forms inject bold personality, while overlaid materiality and light create immersive, natural beauty. Effortless flow is achieved through strategic natural light, airflow, and smart, passive design, and simplified, graphic constructions ensure low upkeep and strong visual character while enabling comfort.

A palette of creamy whites and greens, gently layered with deep bark and soft pink, suggests a grounded yet expressive foundation. Raw, clay-like walls and wooden textures with bold green tile accents enable visual depth. The abundance of colours and textures, animated by dramatic light play, creates a space that is both comforting and sensorially profound.

Theme Insights

Creative Living

Barn's dramatic forms, layered textures, and expressive details invite personalisation and striking self-expression. The home becomes a canvas for creativity, blending rural inspiration with contemporary flair.

Multigenerational Living

Open floorplans and flexible zones support families living together across generations. Barn design balances communal gathering with private retreats, adapting to evolving household needs.

Autonomous Living

Combines bold form with practical efficiency, using passive strategies and enduring materials to create homes that care for their occupants. Barn is built to endure, offering self-sufficiency and peace of mind in changing conditions.



/ Linea™ Weatherboard 180mm



/ Axon™ Panel Grooved 133mm

Recommended products

	Linea™ Weatherboard
	Axon™ Panel Grooved 133mm
	Axon™ Panel Smooth with Hardie™ Axent™ Trim for board and batten
	Oblique™ Weatherboard
	Stria™ Cladding

Recommended paint colours

	Dulux® Cardrona		Dulux® Lake Hayes
	Dulux® Kauri Cliffs Half		Dulux® Blackwood Bay
	Dulux® Te Aroha		Dulux® Colorsteel® Pioneer Red
	Dulux® Taieri		

Practical Guidelines



01

Angular profiles

Consider bold, angular profiles to create architectural presence while supporting passive airflow and shading.

02

Smart solar control

Incorporate deep overhangs and recessed windows for sculptural depth and practical natural light management.

03

Integrate nature

Integrate nature into the built form with courtyards or expansive framed views.

04

Balance healing colours

Combine serene nurturing creams and pinks with deep browns and greens to build a deeply restorative home environment.

05

Emphasise textural contrasts

Layer smooth surfaces with rough and rustic textures like stone to transform minimal forms into an immersive, everyday sensory experience.



Box Modern



/ Linea™ Weatherboard 180mm and Stria™ Cladding
Smooth 405mm in Dulux® Okārito and Mt Inaccessible.
Screens in Dulux® Red Jacks

Dynamic, purposeful & bold

Box Modern is a bold, smart style that celebrates creative ingenuity, design flexibility, and personal expression. Box Modern transforms simple cubic volumes into distinctive homes through smart layouts, purposeful materials, and pops of colour. Clean architectural lines maximise flexibility, with open-plan spaces that support evolving routines and room functions. The home acts as a backdrop to creativity, where unique stories and interests are celebrated, and agile design invite experimentation and play.

Functional simplicity is at the heart of Box Modern - pragmatic and restrained forms allow personality to stand out without visual clutter. A base of clean whites and cool neutrals provides a flexible backdrop for personal touches and seasonal updates. This minimalist canvas is punctuated by contrasting pops of colour ranging from bright reds to yellows and blues. Surfaces combine smooth render and matte finishes, balancing structural precision with softness and delight.

Box Modern offers a flexible foundation for self-expression. It is a blank slate where clean lines and adaptable structures meet bursts of colour, modularity, and personality. Minimalist architecture becomes a personalised statement, layering in creativity and joy as life evolves.

Theme Insights

Creative Living

Box Modern offers a minimalist canvas for experimentation, where modular forms and crisp lines become tools for imaginative living and evolving personal style. Pops of colour and tactile finishes turn the home into a creative playground.

Evolved Living

Box Modern focuses on agile spatial design and streamlined surfaces that adapt to changing routines, offering practical comfort without excess.

Multigenerational Living

Modular zoning and vertical stacking create distinct living areas, balancing autonomy and togetherness in multigenerational households. Upstairs-downstairs living, private retreats, and open-plan communal areas allow families to co-exist comfortably.



Recommended products

	Linea™ Weatherboard
	Axon™ Panel Grooved
	Axon™ Panel Brushed Concrete
	Oblique™ Weatherboard
	Stria™ Cladding
	ExoTec™ Facade Panel

Recommended paint colours

	Dulux® Ōkārito		Dulux® Red Jacks
	Dulux® Manorburn		Dulux® Norsewood
	Dulux® Godley Head		Dulux® Mt Inaccessible

Practical Guidelines



/ Linea™ Weatherboard 180mm

01

Embrace asymmetry

Consider stacked volumes with offset angles to allow smarter, more flexible zoning of rooms for different needs.

02

'Pop' windows or staircases

Incorporate statement windows and staircases, featuring distinct colours, shapes or materials for added flair.

03

Neutral base

A base of crisp neutrals is essential as a backdrop for intentional, bright-coloured punctuations in red, orange, green or blue.

04

Create a ready canvas

Opt for a finish that enables visual clarity and tactility. A soft texture will amplify the purity of the form as a canvas for experimentation.

05

Playful storage or partitions

Create smart features such as modular nooks, moveable walls, hidden storages and shelving that allow for flexibility without clutter.




/ Stria™ Cladding Smooth 405mm and Oblique™ Weatherboard 200mm



/ Axon™ Panel Brushed Concrete and Oblique™ Weatherboard 200 and 300mm

Modern Classic



/ Axon™ Panel Brushed Concrete with Stria™ Cladding
Fine Texture horizontal in Dulux® Mason Bay Quarter
and Opononi

Grand, approachable & harmonious

Modern Classic is growing in 2026, evolving from elegant, warm, and whimsical forms. The design extends its timeless elegance through functional simplicity and purposeful layouts, balancing classic European symmetry with more approachable detailing. It features softer curves and expands indoor-outdoor flow to create more harmonious spaces that foster both shared connections and personal solace for multigenerational living.

Modern Classic is a reimagining of classic European elegance, balancing timeless architectural symmetry with more approachable detailing. It softens grandeur with warmth, outdoor connection, and quiet opulence, all crafted for today's functional, flexible, and multigenerational lifestyle.

Prioritising tranquility and ease, Modern Classic weaves minimalist outlines and seamless indoor-outdoor connection. Subtly curved archways and textured materials bring soft, practical elegance to classical forms. Designs seamlessly connect shared, private and outdoor spaces to support both harmonious multigenerational living. Smooth connections from indoors to outdoor spaces, such as terraces or a pool area, combined with integrated biophilic elements enhance emotional wellbeing. Accessible and intentional layouts prioritise movement, ease, and enjoyment across all life stages.

A serene palette of muted creams, botanic greens, and grounding earth tones establishes a warm, resort-like elegance with enduring appeal. Tactile surfaces create visual depth, while traditional forms such as arches and trims are re-envisioned with calm, contemporary colours. The result is seamless living spaces that foster both shared connections and privacy, allowing different generations to live together comfortably.

Theme Insights

Multigenerational Living

Modern Classic combines refined design with effortless approachability. Its intuitive layouts, softened transitions, and integrated outdoor zones foster togetherness while respecting individual rhythms.

Creative Living

This style reinterprets European grandeur with sculptural restraint and biophilic grace. Through botanical accents, and tactile finishes, it invites emotional ease and quiet self-expression.

Evolved Living

Modern Classic helps deliver enduring value through purposeful simplicity and serene materiality. It balances timeless form with contemporary function, offering homes that feel elevated yet approachable—ready to adapt across life stages.



/ Stria™ Cladding Smooth 405mm and Linea™ Weatherboard 180mm



/ Stria™ Cladding Smooth 405mm and Oblique™ Weatherboard 200mm

Recommended products

	Axon™ Panel Brushed Concrete
	Stria™ Cladding Fine Texture
	Stria™ Cladding Smooth
	Axon™ Panel Smooth – smooth paint, textured paint or a rendered finish
	ExoTec™ Facade Panel

Recommended paint colours

	Dulux® Mt Aspiring Quarter		Dulux® Darfield
	Dulux® Mason Bay Quarter		Dulux® Mt Stevens
	Dulux® Ōpononi		Dulux® Te Kūiti

Practical Guidelines



/ Axon™ Panel Brushed Concrete with Stria™ Cladding Fine Texture horizontal

01

Softened classical forms

Introduce soft arches to ease architectural rigidity and provide graceful transitions, while smooth ceiling curves bring harmonious elegance into the room.

02

Fluid layouts

Create seamless indoor-outdoor access through large openings and sliding glass doors, encouraging natural light and easy breeze.

03

Accessible design elements

Design for accessibility by incorporating wider corridors, step-free access and generous circulation for ease and movement across generations.

04

Earthy materiality

Use calming neutrals and green hues as grounding tones, paired with organic materials such as wooden panels and soft textiles for a warmer, classical feel.

05

Textured finishes

Opt for refined, tactile surfaces such as soft ribbed detailing, fluted panel or gentle undulating textures for quiet depth.



/ ExoTec™ Facade Panel

/ Axon™ Panel Brushed Concrete



/ Linea™ Weatherboard 180mm,
Oblique™ Weatherboard 200mm and
Axon™ Panel Smooth



What is fibre cement?

Engineered for durability, Hardie™ fibre cement is resistant to fire, rot resistant and resistant to moisture damage, making it an ideal low maintenance building material. Hardie™ Fibre cement offers both contemporary and flexible design options and is used by many New Zealanders to create stunning facades. The basic composition of Hardie™ fibre cement building products is Portland cement, ground sand, cellulose fibre, water and proprietary additives, which give the product its strength to stand the test of time.

Hardie™ fibre cement products can be used in multiple areas, including:

- External cladding
- Pre-cladding for use as a rigid air barrier
- Structural flooring
- Flooring substrate for under tiles
- Structural flooring substrate
- Eaves and soffits
- Internal lining - ceilings and walls
- Wet area lining – bathroom
- Semi-wet areas in bathrooms, laundries and kitchens
- Fire and acoustic rated wall systems
- Bracing systems



We're Global GreenTag™ certified. The products featured in this book have achieved GreenRate™ Level A and PHD Platinum Health.

Features & Benefits

- 

Weather resistant
Engineered to stand up to harsh environments, including coastal conditions
- 


Resistant to moisture damage
- 

Fire resistant
Suitable for use where non-combustible materials are required
- 


Easy to paint
Can be painted a large variety of colours, even the darker shades
- 


Light weight
Classified as a lightweight cladding under the NZ Building Code
- 


Easy to clean
Fast and effective using low pressure water and a brush

- 

Compliance
A range of our cladding and pre-cladding products are CodeMark Certified and BRANZ appraised.

Linea™ Weatherboard, Stria™ Cladding, Oblique™ Weatherboard and Axon™ Panel have been tested and comply to the new E2/VM2 verification method for building facades up to 25m high
- 

Cost effective
Cost effective and long-lasting
- 

Easy to install and Low maintenance
- 

Product warranties
Product warranties from 15 years up to 25 years

Product name	Product type	CodeMark Certification	BRANZ Appraisals		FRR	Green Tag
			Product	Systems		
HomeRAB™ Pre-Cladding	Pre-Cladding	30130	611			✓
RAB™ Board		30130	611	1285	Up to 60/60/60	✓
Axon™ Panel	Cladding	30165	1211 & 466	1285	Up to 60/60/60	✓
ExoTec™ Facade Panel		-	-	1285	Up to 60/60/60	✓
Linea™ Weatherboard		30018	446 & 447	1285	Up to 60/60/60	✓
Oblique™ Weatherboard		30147	1231 & 1232	1285	Up to 60/60/60	✓
Stria™ Cladding		30109	1224 & 1225	1285	Up to 60/60/60	✓
Secura™ Flooring	Flooring	30181	850	1285	Up to 60/60/60	✓

Design Versatility

Hardie™ fibre cement cladding products provide a range of different design solutions, resulting in a varied street scape for medium density design. All of this is achieved with the wider benefits that Hardie™ fibre cement cladding provides and results in an easy care, low maintenance home for the homeowner.

	Horizontal	Vertical	Panellised Look	Staggered profiles	Render	Texture	Board and batten
Axon™ Panel Grooved		✓				✓	
Axon™ Panel Smooth			✓		✓	✓	✓
Axon™ Panel Brushed Concrete			✓			✓	✓
Linea™ Weatherboard	✓						
Oblique™ Weatherboard	✓	✓		✓			
Stria™ Cladding Smooth	✓	✓		✓			
Stria™ Cladding Fine Texture	✓	✓		✓		✓	
ExoTec™ Facade Panel			✓				



/ Stria™ Cladding Smooth 405mm and Oblique™ Weatherboard 200mm

With our exterior
cladding solutions.
It's Possible.™



JamesHardie™

jameshardie.co.nz



Follow us

nz.pinterest.com/jameshardienz

For more information, warnings and warranties please see our website and review the relevant installation and technical guides. When installed and maintained correctly in accordance with James Hardie's literature, current at the time of installation, products by James Hardie are resistant to fire, rot resistant and resistant to moisture damage.

©2026 James Hardie New Zealand Limited. ™ and ® denotes a trademark and registered mark owned by James Hardie Technology Ltd.

Dulux®, Colorsteel® and GreenTag™ are trademarks of their respective owners.

