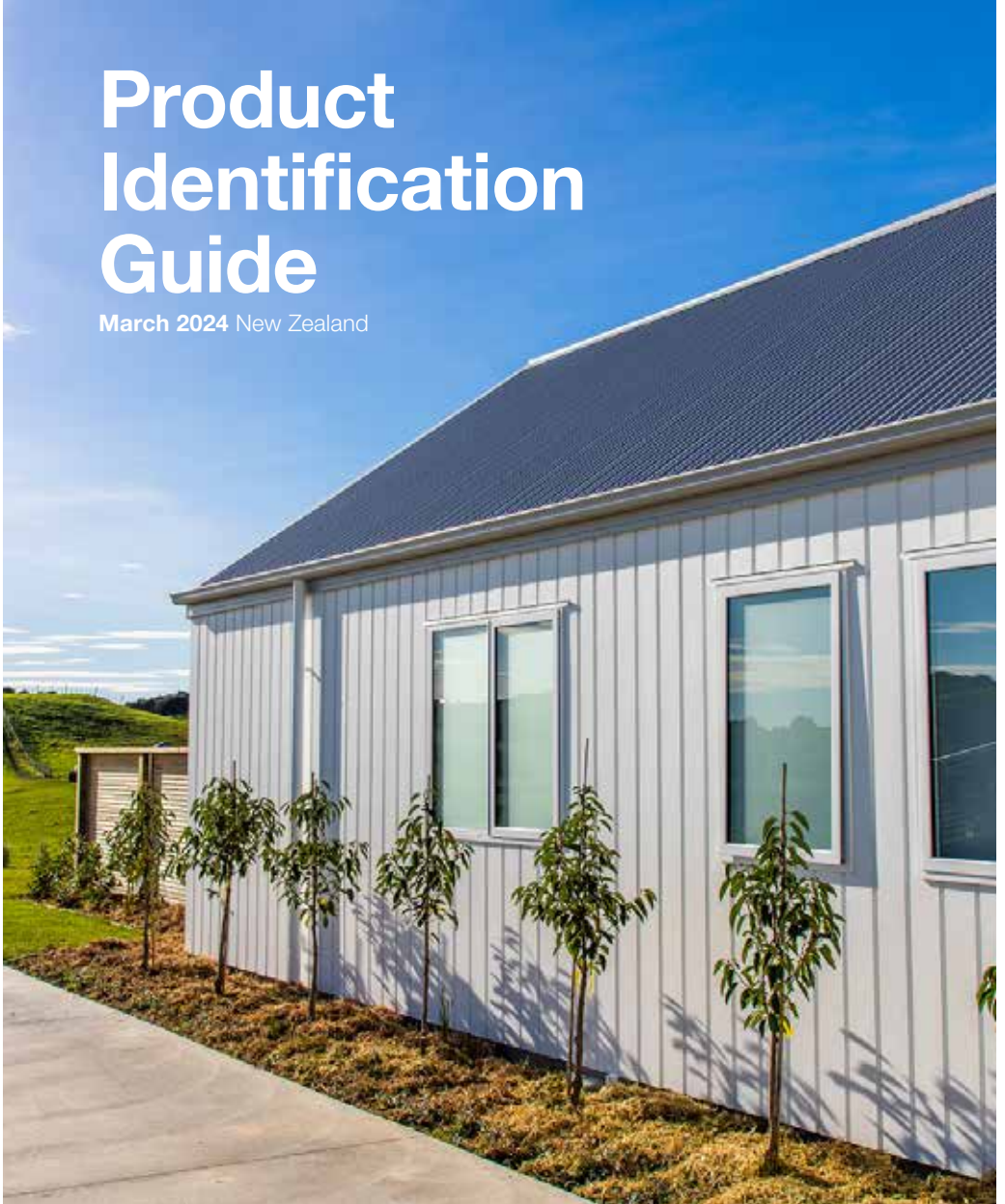




jameshardie.co.nz

Product Identification Guide

March 2024 New Zealand



Product identification and application

What they are called and how to use them

Products

	Exterior Applications		Interior Applications									
	Wall Claddings	Exterior Bracing Systems	Soffits	Cavity Batten	Rigid Air Barrier/Pre Cladding	Decks	Linings Dry/Semi Wet Areas	Linings Wet Area	Underlay	Structural Flooring Wet/Dry Area	Interior Bracing Systems	Ceilings
Axon™ Panel Grooved	●	●										
Axon™ Panel Textured	●	●										
Eclipsa™ Eaves Lining			●									
ExoTec™ Facade Panel	●	●*										
Hardie™ Axent™ Trim	●											
Hardie™ Ceramic Tile Underlay									●			
Hardie™ CLD™ Structural Cavity Batten				●								
Hardie™ Flex Eaves Lining			●									
Hardie™ Flex Sheet	●	●	●									
Hardie™ Glaze Lining							●	●				●
Hardie™ Groove Lining			●				●				●	●
Hardie™ Panel Compressed Sheet						●				●		
Hardie™ Plank Weatherboard	●											
HomeRAB™ Pre-Cladding		●			●							
Invibe™ Panel							●	●				
Linea™ Weatherboard	●											
Oblique™ Weatherboard	●											
RAB™ Board		●			●							
Secura™ Interior Flooring										●		
Stria™ Cladding	●											
Villaboard™ Lining			●				●	●			●	●

ExoTec™ Facade Panel achieves bracing when used in conjunction with RAB™ Board.

Contents

1 Who we are and what we do	4	9 Eaves and soffits	39
2 Building products by James Hardie	5	Hardie™ Flex Eaves Lining	39
3 Create the look you want	6	Hardie™ Groove Lining	41
4 Pre-Cladding	7	Villaboard™ Lining	43
HomeRAB™ Pre-Cladding	7	Eclipsa™ Eaves Lining	45
RAB™ Board	8	10 Flooring	46
5 Weatherboard	9	Hardie™ Panel Compressed Sheet	46
Hardie™ Plank Weatherboard	9	Secura™ Interior Flooring	47
Linea™ Weatherboard	11	Hardie™ Ceramic Tile Underlay	48
Oblique™ Weatherboard	14	11 Fire and acoustic	49
Hardie™ Axent™ Trim	17	12 Tools	49
6 Panel	18	13 Product and coverage quantities	50
Axon™ Panel Grooved	18		
Axon™ Panel Textured	20		
Hardie™ Flex Sheet	22		
Stria™ Cladding	24		
ExoTec™ Facade Panel	26		
7 Internal linings	28		
Hardie™ Groove Lining	28		
Villaboard™ Lining	30		
8 Prefinished linings	32		
Hardie™ Glaze Lining	32		
Invibe™ Panel	36		

1 Who we are and what we do

James Hardie Industries is the world's #1 producer and marketer of high-performance fibre cement building solutions.

We believe that home is a sanctuary and a canvas for self-expression without compromise. As the trusted innovator and industry leader in the markets where we operate, James Hardie empowers homeowners and building professionals alike to achieve their dream home with premium quality solutions that enable endless possibilities for design and aesthetics, while also delivering trusted protection and long-lasting beauty.

James Hardie have been providing Kiwi customers with smart building products made for our conditions for over 86 years. Our fibre cement products are industry leading and are recognised globally for their beauty and durability.

Linea™ Weatherboard was developed and perfected right here in New Zealand. It's a proven product that has been used by builders for over 23 years and is now offered in overseas markets.

With building products by James Hardie, you have the opportunity to develop your own style, using one of the most space efficient and durable building materials available.

We value your feedback

To continue with the development of our products and systems, we value your input. Please send any suggestions, including your name, contact details, and relevant sketches to:

Ask James Hardie™
literaturefeedback@jameshardie.co.nz

For CAD drawings, visit www.jameshardie.co.nz.

2 Building products by James Hardie

We believe in well designed products and well designed homes.

James Hardie's building products provide a complete solution for creating well designed homes. Available in numerous profiles and finishes for a range of interior and exterior building applications, our products work well on their own or in unison with one another.

James Hardie's products are used extensively in new residential construction, renovations and additions, as well as a variety of commercial and industrial applications.

When installed and maintained correctly in accordance with James Hardie's literature, current at the time of installation, our products are resistant to fire, rot resistant and resistant to moisture damage.

They're ideal for New Zealand lifestyles, climates and building designs. We've created the durable alternative to traditional construction materials, leading the world in pioneering the technology for fibre cement building products.

GreenTag Certification:

We have undergone a certification process with Global GreenTag™ for our range of fibre cement products and we have achieved GreenRate™ Level A and Product Health Declaration™ PHD Platinum Health.

The Global GreenTag™ is one of the world's most robust, trusted and widely recognised ecolabels. Each product is assured to be independently fitness tested and certified.

The following products have been certified:

Axon™ Panel
Hardie™ Groove Lining
Villaboard™ Lining
Linea™ Weatherboard
Oblique™ Weatherboard
Stria™ Cladding
Secura™ Interior Flooring
Hardie™ Axent™ Trim
Hardie™ CLD™ Structural Cavity Battens
ExoTec™ Façade Panel
Hardie™ Plank Weatherboard
Hardie™ Flex Sheet
RAB™ Board
HomeRAB™ Pre-Cladding



3 Create the look you want

Exterior Cladding

Weatherboards	Linea™ Weatherboard Oblique™ Weatherboard Hardie™ Plank Weatherboard
Panel	Axon™ Panel ExoTec™ Facade Panel Hardie™ Flex Sheet Stria™ Cladding
Pre-Cladding	HomeRAB™ Pre-Cladding RAB™ Board

Wet areas: Bathrooms / Laundries / Kitchens

Hardie™ Glaze Lining 4.5mm
Hardie™ Glaze Tile Lining
Hardie™ Glaze Lining 6mm
Hardie™ Groove Lining
Invibe™ Panel
Villaboard™ Lining

Gables

Axon™ Panel
Hardie™ Flex Sheet

Flooring

Hardie™ Panel Compressed Sheet
Secura™ Interior Flooring
Hardie™ Ceramic Tile Underlay

Insulation

Hardie™ Mineral Insulation

Eaves and Soffits

Eclipsa™ Eaves Lining
Hardie™ Groove Lining
Hardie™ Flex Eaves Lining
Villaboard™ Lining

Decks

Hardie™ Panel Compressed Sheet

Hallways and Living Areas

Hardie™ Groove Lining
Invibe™ Panel
Villaboard™ Lining

Ceilings

Hardie™ Glaze Lining
Hardie™ Groove Lining
Villaboard™ Lining

Trim: For board and batten, corners and around windows and doors

Hardie™ Axent™ Trim

4 Pre-Cladding

HomeRAB™ Pre-Cladding

HomeRAB™ Pre-Cladding is a 4.5mm thick fibre cement board. It's a robust rigid air barrier which offers resistance to gusting winds, reducing draught, keeping homes warm and creating comfort inside. The unique green panel has a built in air and water resistant barrier to keep moisture out, while still allowing the moisture vapour to pass through allowing the framing cavity to dry.

Application


HomeRAB™ Pre-Cladding 4.5mm is a cost effective rigid wall underlay designed for wind zones up to and including Very High for residential buildings.

Key Features and Benefits

- Resistant to fire, rot resistant and resistant to moisture damage
 - Vapour permeability of HomeRAB™ Pre-Cladding allows the moisture within the frame cavity to dry
 - Early close-in avoids delays caused by weather conditions; removing the need to reschedule sub-trades and reducing unplanned equipment hire costs
 - A complete solution for external wall bracing and structural connectivity of studs to top plates; minimising the need for internal bracing elements and for additional top plate fixings
 - Can be cut to size easily with the Hardie™ Knife, minimising dust on site
 - Will not warp or shrink when exposed to the weather, can be exposed for up to 180 days
 - BRANZ Appraised
 - CodeMark certified
 - Achieves 50 year durability
 - 15 year product warranty
- Refer to the HomeRAB™ Pre-Cladding & RAB™ Board installation manual for further construction information.



SHEET SIZES	CODE	UNITS PER PACK
4.5mm 2450 x 1200	404766	50
4.5mm 2750 x 1200	404768	50

ACCESSORIES	
	PVC HomeRAB 4.5 Horizontal Flashing 3000mm CODE: 305798 (pk - 10)

RAB™ Board

RAB™ Board is an all in one bracing, airtight and fire resistant fibre cement rigid air barrier. The inherent strength of RAB™ Board makes it an ideal product for use in shear wall design in residential or commercial specific design projects. The unique green panel has a built in air and water resistant barrier to keep moisture out, while still allowing the moisture vapour to pass through allowing the framing cavity to dry.

■ Refer to the HomeRAB™ Pre-Cladding & RAB™ Board installation manual for further construction information.



Application

RAB™ Board 6mm is suitable for use up to and including Extra High (EH) wind zones or SED projects for both residential and commercial buildings.





RAB™ Board 9mm is robust and impact resistant designed for heavy commercial buildings outside the scope of NZS 3604 for Specific Engineered Designed projects.

Key Features and Benefits

- Resistant to fire, rot resistant and resistant to moisture damage
- Up to 60 minutes fire resistance rating (FRR) can be achieved when installed as per the Fire & Acoustic Design Manual by James Hardie
- Suitable for use in Extra High wind zones or for specific design residential or commercial projects
- Suitable to withstand design wind pressures up to 4.5kPa (ULS)
- Increases the overall rigidity of the structure, minimising structural movement
- Can be cut to size easily with the Hardie™ Knife, minimising dust on site
- Will not warp or shrink when exposed to the weather, can be exposed for up to 180 days
- BRANZ Appraised
- CodeMark certified
- Achieves 50 year durability
- 15 year product warranty

SHEET SIZES	CODE	UNITS PER PACK
6mm 3000 x 1200	402981	40
6mm 2750 x 1200	405131	40
6mm 2450 x 1200	402980	40
9mm 3000 x 1200	404971	30
9mm 2750 x 1200	404972	30
9mm 2450 x 1200	405132	30

ACCESSORIES

	Hardie™ Flex Stainless Steel 316 Nail 60 x 3.15mm (5kg, approx 1200 per box) CODE: 302782
	Hardie™ Flex Hot Dip Galvanised Nail 60 x 3.15mm (5kg, approx 1200 per box) CODE: 302784
	RAB 6mm Horizontal Flashing 3000mm CODE: 305152 (pk - 10)
	RAB 9mm Horizontal Flashing 3000mm CODE: 305945 (pk - 10)

5 Weatherboard

Hardie™ Plank Weatherboard

Hardie™ Plank Weatherboard offer a cost effective solution where a weatherboard style is required. The smooth finish will give you a simple, clean look with the classic horizontal lines and will also suit a modern build.

Application

Used as a complete cladding or in composite construction, upper storey and ground-level extensions and feature walls.

Key Features and Benefits

- Resistant to fire, rot resistant and resistant to moisture damage
 - Engineered to perform in harsh conditions, including coastal environments
 - Up to 60 minute fire resistance rating (FRR) can be achieved when installed as per the Fire & Acoustic Design Manual by James Hardie
 - Low maintenance
 - Classified as non-combustible material
 - 15 year product warranty
- Refer to the Hardie™ Plank Weatherboard Technical Specification for further construction information.

Hardie™ Plank Weatherboard Smooth

SHEET SIZES	CODE	UNITS PER PACK
7.5mm 4200 x 300	400266	120
7.5mm 4200 x 180	401663	120















**HARDIE™ PLANK
WEATHERBOARD**

Hardie™ Plank Weatherboard

ACCESSORIES

	<p>Aluminium Concealed Back Soaker 310mm CODE: 303933 (pk - 50) 180mm CODE: 303936 (pk - 50)</p>	 <p>Aluminium Int Corner 'W' Mould 90° 2750mm CODE: 306220 (pk - 1) 4000mm CODE: 306180 (pk - 1)</p>
	<p>Aluminium Ext Corner Soakers 90° 310mm CODE: 303930 (pk - 50) 180mm CODE: 303932 (pk - 50)</p>	 <p>Aluminium Ext Corner 135° 2700mm CODE: 300375 (pk - 1)</p>
	<p>Aluminium Ext Corner (Box) Mould 3000mm CODE: 300380 (pk - 1) 2700mm CODE: 300378 (pk - 1)</p>	 <p>Aluminium Int Corner 135° 2700mm CODE: 300383 (pk - 1)</p>
		 <p>Hardie™ PVC Corner Underflashing 3000mm CODE: 303745 (pk - 10)</p>
		 <p>PVC Vent Strip 75mm x 18mm Wide x 3000mm CODE: 302490 (pk - 25)</p>
		 <p>Hardie™ Flex Stainless Steel 316 Nail 75 x 3.15mm (5kg, approx 950 per box) CODE: 304253</p>
		 <p>Hardie™ Flex Galvanised Nail 75 x 3.15mm (5kg, approx 950 per box) CODE: 304251</p>

Linea™ Weatherboard

Linea™ Weatherboard is a bevel-back weatherboard that offers design flexibility in traditional and modern architecture. The clean horizontal lines of Linea™ Weatherboard work beautifully with the expansive surfaces and spaces of contemporary architecture or provide you with the traditional deep shadow lines of classically styled homes.

Application

Linea™ Weatherboard is an obvious choice for complete new builds, striking feature walls, cladding for additions and renovations or restoring older buildings. Use it as a complete cladding solution or combine it with other Hardie™ cladding solutions for a unique modern look.

Key Features and Benefits

- Resistant to fire, rot resistant and resistant to moisture damage
 - Can be painted dark colours
 - Engineered to perform in harsh conditions, including coastal environments
 - Up to 90 minute fire resistance rating (FRR) can be achieved when installed as per the Fire & Acoustic Design Manual by James Hardie
 - Comes sealed and pre-primed on its face
 - Classified as non-combustible material
 - Low maintenance
 - CodeMark certified
 - BRANZ appraised
 - 25 year product warranty
- Refer to the Linea™ Weatherboard Cavity or Direct Fix Technical Specification for further construction information.



SHEET SIZES	CODE	UNITS PER PACK
16mm 4200 x 180	401847	90
16mm 4200 x 150	402533	90

LINEA™
WEATHERBOARD



ACCESSORIES			
	Linea 150mm Aluminium Ext Corner Soaker 90° CODE: 302820 (pk - 20)		Linea Aluminium Int 'W' Corner Mould 2700mm 90° CODE: 301184 (pk - 1)
	Linea 150mm S/S Ext Corner Soaker 90° CODE: 302821 (pk - 20)		Linea Aluminium Int 'W' Corner Mould 4000mm 90° CODE: 305807 (pk - 1)
	Linea 180mm Aluminium Ext Corner Soaker 90° CODE: 301186 (pk - 20)		Linea Aluminium Int 'W' Corner Mould 2700mm 135° CODE: 301183 (pk - 1)
	Linea 180mm Copper Ext Corner Soaker 90° CODE: 301188 (pk - 20)		Hardie™ PVC Corner Underflashing 3000mm CODE: 303745 (pk - 10)
	Linea 180mm S/S Ext Corner Soaker 90° CODE: 301197 (pk - 20)		Linea 35mm Cavity Closer 3000mm 70mm x 35mm Wide x 3000mm CODE: 306035 (pk - 25)
	Linea 180mm Aluminium Ext Corner Soaker 135° CODE: 301178 (pk - 20)		Hardie™ Flex Stainless Steel 316 Nail 60 x 3.15mm (5kg, approx 1200 per box) CODE: 302782
	Linea Alum Ext Slimline Box Corner 2700mm etch prime CODE: 301195 (pk - 1)		Hardie™ Flex Hot Dip Galvanised Nail 60 x 3.15mm (5kg, approx 1200 per box) CODE: 302784
	Linea Alum Ext Slimline Box Corner 4000mm etch prime CODE: 305809 (pk - 1)		Gecko Gauge™ CODE: 305941

Oblique™ Weatherboard

Oblique™ Weatherboard is a 14mm thick, rusticated weatherboard profile that can be installed both horizontally and vertically. It's available in 200 and 300mm widths allowing you to create both modern and traditional designs, or try combining the two widths to create an architectural look that's truly unique.

Application

An external wall cladding for residential and light commercial builds. Oblique™ Weatherboard is an obvious choice for complete new builds, colourful feature walls and cladding for additions and renovations.

Key Features and Benefits

- Resistant to fire, rot resistant and resistant to moisture damage
- Can be painted dark colours
- Engineered to perform in harsh conditions, including coastal environments
- Up to 60 minute fire resistance rating (FRR) can be achieved when installed as per the Fire & Acoustic Design Manual by James Hardie
- A vertical jointing option is available to create a feature along long walls
- Can be installed both vertically and horizontally
- Comes sealed and pre-primed on its face
- Classified as non-combustible material
- Low maintenance
- CodeMark certified
- BRANZ appraised
- 25 year product warranty

■ Refer to the Oblique™ Weatherboard Technical Specification for further construction information.














SHEET SIZES	CODE	UNITS PER PACK
14mm 2750 x 200	405322	75
14mm 2750 x 300	405323	45
14mm 4200 x 200	405320	75
14mm 4200 x 300	405321	45



OBLIQUE™
WEATHERBOARD



Oblique™ Weatherboard

ACCESSORIES	
 <p>Hardie™ 14mm External Box Corner Aluminium 2750mm long etch prime CODE: 306160 (pk - 1) 4000mm long etch prime CODE: 305823 (pk - 1)</p>	 <p>Hardie™ Aluminium Jamb Flashing 3000mm CODE: 305430 (pk - 1)</p>
 <p>Hardie™ 14mm Aluminium Trimline Joint Flashing 3000mm etch prime CODE: 305827 (pk - 1)</p>	 <p>Hardie™ 28mm Aluminium Cavity Closure 3000mm CODE: 305431 (pk - 1)</p>
 <p>Trimline Horizontal Jointer CODE: 305871 (pk - 1)</p>	 <p>PVC Vent Strip 75mm x18mm 3000mm CODE: 302490 (pk - 25)</p>
 <p>Trimline External Corner Jointer CODE: 305870 (pk - 1)</p>	 <p>Hardie™ Horizontal Cavity Batten 20mm 2700mm CODE: 305862 (pk - 20)</p>
 <p>Trimline Internal Corner Jointer CODE: 305872 (pk - 1)</p>	 <p>Hardie™ Structural Horizontal Cavity Batten 40mm 2700mm CODE: 306077 (pk - 20)</p>
 <p>Hardie™ 14mm Internal Corner Aluminium 3000mm etch prime CODE: 304871 (pk - 1)</p>	 <p>Oblique Plug CODE: 306154 (pk - 200)</p>
 <p>Hardie™ Aluminium Int Corner 'W' Mould 90° 2750mm CODE: 306220 (pk - 1) 4000mm CODE: 306180 (pk - 1)</p>	

Hardie™ Axent™ Trim

Hardie™ Axent™ Trim is a 19mm thick fibre cement trim used for decorative purposes. It's an easy way to create the classic feature corners often seen on traditional New Zealand homes. Perfect for use with Linea™ Weatherboard and Oblique™ Weatherboard.

Application

Hardie™ Axent™ Trim is suitable for residential or light commercial buildings anywhere in New Zealand. Use it to create box corners, exterior trim for around windows and doors or to incorporate unique architectural features.

It also brings texture and depth to your walls with a vertical board and batten application. Axon™ Panel Smooth makes the perfect surface for battens creating modern looks with design impact or use the battens as accent features with weatherboards for a more classic finish.

Key Features and Benefits

- Engineered to stand up to harsh conditions, including coastal conditions
 - Cost effective and long lasting
 - Resistant to fire, rot resistant and resistant to moisture damage
 - Can be painted a large variety of colours, even the darker shades
 - Suitable for use where non-combustible materials are required
 - Comes pre-sealed, ready for paint
 - Low maintenance
 - 15 year product warranty
- Refer to the relevant Linea™ Weatherboard, Oblique™ Weatherboard or the Axon™ Panel Technical Specification for further construction information.

TRIM SIZES	CODE	UNITS PER PACK
19mm 3000 x 89	405258	20
19mm 3000 x 70	405257	20
19mm 3000 x 45	405260	20



6 Panel

Axon™ Panel

Creating a strong visual impact for your building is easier than ever with Axon™ Panel. Easy to install, robust and versatile, Axon™ Panel is a vertical shiplap panel available in five finishes. The textures and grooves complement classic and modern building designs to create stand out facades, and bring interest to outdoor rooms.

Application

Axon™ Panel cladding can be used in residential or commercial applications wherever a modern design is required, including external walls in composite construction, upper-storey and ground-level extensions, and internal feature walls.



Key Features and Benefits

- Engineered to stand up to harsh conditions, including coastal conditions
 - Can be painted any colour, even the darker shades
 - Cost effective and long lasting
 - Resistant to fire, rot resistant and resistant to moisture damage
 - Up to 60 minute fire resistance rating (FRR) can be achieved when installed as per the Fire & Acoustic Design Manual by James Hardie
 - Easy to install
 - Classified as non-combustible material
 - Low maintenance
 - BRANZ appraised
 - CodeMark Certified
 - 15 year product warranty
- Refer to the relevant Axon™ Panel Technical Specification for further construction information.

GROOVED RANGE

Axon™ Panel Grooved 133mm

SHEET SIZES	CODE	UNITS PER PACK
9mm 2450 x 1200	403780	30
9mm 2750 x 1200	403781	30
9mm 3000 x 1200	403782	30
9mm 3600 x 1200	404979	30



Axon™ Panel Grooved 133mm grained

SHEET SIZES	CODE	UNITS PER PACK
9mm 3000 x 1200	404512	30



Axon™ Panel Grooved 400mm

SHEET SIZES	CODE	UNITS PER PACK
9mm 2450 x 1200	404414	30
9mm 2750 x 1200	404415	30
9mm 3000 x 1200	404416	30



TEXTURED RANGE

Axon™ Panel Brushed Concrete

SHEET SIZES	CODE	UNITS PER PACK
8.5mm 2440 x 1200	405478	40
8.5mm 2750 x 1200	405480	40
8.5mm 3000 x 1200	405481	40
8.5mm 3600 x 1200	405482	30



Axon™ Panel Smooth (formerly known as Easylap™ Panel)

SHEET SIZES	CODE	UNITS PER PACK
9mm 2450 x 1200	404764	30
9mm 3000 x 1200	404763	30



ACCESSORIES			
	<p>Hardie™ 9mm Panel Aluminium Horizontal 'h' Mould 3000mm etch prime CODE: 304508 (pk - 1)</p>		<p>PVC Vent Strip 75mm x 18mm Wide x 3000mm CODE: 302490 (pk - 25)</p>
	<p>Hardie™ 9mm Alum Radius External Box Corner</p> <p>2750mm etch prime CODE: 306215 (pk - 1)</p> <p>3000mm etch prime CODE: 306216 (pk - 1)</p> <p>4000mm etch prime CODE: 306217 (pk - 1)</p>		<p>Inseal® 3259 Black 48mm (50m Roll) CODE: 300767</p> <p>80mm (50m Roll) CODE: 300769</p>
	<p>Hardie™ 9mm Alum Invert External Box Corner</p> <p>2750mm etch prime CODE: 306213 (pk - 1)</p> <p>4000mm etch prime CODE: 306214 (pk - 1)</p>		<p>Hardie™ Flex Stainless Steel 316 Nail 60 x 3.15mm (5kg, approx 1200 per box) CODE: 302782</p>
	<p>Hardie™ 9mm Alum Internal Corner</p> <p>2750mm etch prime CODE: 306218 (pk - 1)</p> <p>4000mm etch prime CODE: 306219 (pk - 1)</p>		<p>Hardie™ Flex Hot Dip Galvanised Nail 60 x 3.15mm (5kg, approx 1200 per box) CODE: 302784</p>
	<p>Hardie™ 9mm Alum 'H' mould external corner CODE: 305940 (pk - 1)</p>		<p>Hardie™ CLD™ Structural Cavity Batten 19 x 70mm, 3000mm long CODE: 405308 (pk - 140)</p>
	<p>Hardie™ PVC Corner Underflashing 3000mm CODE: 303745 (pk - 10)</p>		<p>Hardie™ Angle T Horizontal Joiner 100mm CODE: 306221 (pk - 1)</p>
	<p>Aluminium Horizontal 'h' Mould Jointer 100mm etch prime CODE: 304512 (pk - 20)</p>		<p>Hardie™ Angle T External Corner Joiner CODE: 306222 (pk - 1)</p>



AXON™
PANEL

Hardie™ Flex Sheet

Hardie™ Flex Sheet covers a wide range of design solutions for residential and commercial applications. The smooth cladding sheets makes straight walls look sleek, clean and modern. Strong enough for commercial use, while also providing ultra-protection for residential investments. For a truly modern look add timber battens for design impact.

Application

Hardie™ Flex Sheet's are suitable for use in residential extensions, second story additions, gable ends and commercial applications. It can also be used to line porches, verandahs carports and for soffits and eaves.

Key Features and Benefits















- Engineered to stand up to harsh conditions, including coastal conditions
 - Cost effective and long lasting
 - Resistant to fire, rot resistant and resistant to moisture damage
 - Up to 60 minute fire resistance rating (FRR) can be achieved when installed as per the Fire & Acoustic Design Manual by James Hardie
 - Suitable for bracing
 - Can be cut to size easily with the Hardie™ Knife, minimising dust on site
 - Classified as non-combustible material
 - Low maintenance
 - 15 year product warranty
- Refer to the Hardie™ Flex Sheet Technical Specification for further construction information.



SHEET SIZES	CODE	UNITS PER PACK
6mm 3000 x 1200	400168	30
6mm 2700 x 1200	400170	30
6mm 2400 x 1200	400172	30

Hardie™ Flex Sheet

PANEL

ACCESSORIES			
	<p>Hardie™ Joints PVC 6mm 3000mm CODE: 300734 (pk - 25) 2400mm CODE: 300730 (pk - 50)</p>		<p>Inseal® 3259 Black 48mm (50m Roll) CODE: 300767 80mm (50m Roll) CODE: 300769</p>
	<p>PVC Cap Mould 6mm 3000mm CODE: 300540 (pk - 25) 2400mm CODE: 300539 (pk - 25)</p>		<p>Hardie™ PVC Corner Underflashing 3000mm CODE: 303745 (pk - 10)</p>
	<p>PVC Horizontal Flashing 6mm 3000mm CODE: 302254 (pk - 10)</p>		<p>PVC Vent Strip 75mm x 18mm Wide x 3000mm CODE: 302490 (pk - 25)</p>
	<p>PVC Universal Ext Corner 2pc 3000mm CODE: 305755 (pk - 5)</p>		<p>Hardie™ Flex Stainless Steel 316 Nail 60 x 3.15mm (5kg, approx 1200 per box) CODE: 302782</p>
	<p>PVC Universal Int Corner 2pc 3000mm CODE: 305756 (pk - 5)</p>		<p>Hardie™ Flex Hot Dip Galvanised Nail 60 x 3.15mm (5kg, approx 1200 per box) CODE: 302784</p>
	<p>PVC H Mould Universal Joints 90° CODE: 301920 (pk - 10)</p>		<p>Hardie™ Flex Stainless Steel 316 Nail 75 x 3.15mm (5kg) CODE: 304253 (approx 950 per box)</p>
	<p>PVC H Mould Universal Joint 180° CODE: 301921 (pk - 20)</p>		<p>Hardie™ Flex Hot Dip Galvanised Nail 75 x 3.15mm (5kg) CODE: 304251 (approx 950 per box)</p>

Stria™ Cladding

The wider format of Stria™ Cladding delivers a look that's distinctive and modern. Stria™ Cladding features a shiplap joint and has deep grooved lines which can be laid horizontally or vertically.

Application

Stria™ Cladding is suitable for use on external walls in composite or full wrap construction, upper-storey and ground-level extensions and internal feature walls. Stria™ Cladding is lightweight and durable, making it ideal for overhangs, protective cantilevers and other striking architectural features.















Key Features and Benefits

- Engineered to stand up to harsh conditions, including coastal conditions
- The interlocking edges allow for quick and easy installation
- Wide panel format allows faster installation
- Can be painted any colour, even the darker shades
- Cost effective and long lasting
- Resistant to fire, rot resistant and resistant to moisture damage
- Up to 60 minute fire resistance rating (FRR) can be achieved when installed as per the Fire & Acoustic Design Manual by James Hardie
- Classified as non-combustible material
- Low maintenance
- CodeMark Certified
- BRANZ appraised
- 25 year product warranty

➤ Refer to the relevant Stria™ Cladding Technical Specification for further construction information.

SHEET SIZE	CODE	UNITS PER PACK
14mm 4200 x 405	404263	40
14mm 4200 x 325	404063	60



ACCESSORIES			
	<p>Hardie™ CLD™ Structural Cavity Batten 19 x 70mm, 3000mm long CODE: 405308 (pk - 140)</p>		<p>Trimline Horizontal Jointer CODE: 305871 (pk - 1)</p>
	<p>Hardie™ Vertical Joint Flashing Aluminium 3000mm etch prime CODE: 305507 (pk - 1)</p>		<p>Trimline External Corner Jointer CODE: 305870 (pk - 1)</p>
	<p>Hardie™ 14mm Internal Corner Aluminium 3000mm etch prime CODE: 304871 (pk - 1)</p>		<p>Trimline Internal Corner Jointer CODE: 305872 (pk - 1)</p>
	<p>Hardie™ 14mm External Box Corner Aluminium 2750mm long etch prime CODE: 306160 (pk - 1) 4000mm long etch prime CODE: 305823 (pk - 1)</p>		<p>Hardie™ 9mm Panel Alum External Box Corner 2450mm etch prime CODE: 304509 (pk - 1) 2750mm etch prime CODE: 304510 (pk - 1) 3000mm etch prime CODE: 305150 (pk - 1) 4000mm etch prime CODE: 305808 (pk - 1)</p>
	<p>Hardie™ 28mm Aluminium Cavity Closure 3000mm CODE: 305431 (pk - 1)</p>		<p>PVC Vent Strip 75mm x 18mm Wide x 3000mm CODE: 302490 (pk - 25)</p>
	<p>Hardie™ Aluminium Jamb Flashing 3000mm CODE: 305430 (pk - 1)</p>		<p>Hardie™ Horizontal Cavity Batten 20mm CODE: 305862 (pk - 20)</p>
	<p>Hardie™ 14mm Aluminium Trimline Joint Flashing 3000mm etch prime CODE: 305827 (pk - 1)</p>		<p>Hardie™ Structural Horizontal Cavity Batten 40mm 2700mm CODE: 306077 (pk - 20)</p>











ExoTec™ Facade Panel Top Hat Rainscreen

The ExoTec™ Facade Panel Top Hat Rainscreen offers versatility to architects and builders. It can be used on a variety of buildings which may be exposed to very high wind pressures and can be installed using the same fixing method regardless of the framing substrate material.

Key Features and Benefits

- The ExoTec™ Facade Panel fixed to Top Hats acts as a Rainscreen and creates a 35mm deep cavity behind the panels which manages the moisture more effectively.
 - The Top Hats can be fixed to the horizontal structural framing e.g. girts, top and bottom plates and nogs without aligning them over the studs. This makes Top Hats and ExoTec™ Facade Panel installation quicker saving you time and money.
 - Zinalume coating on Top Hat sections enhance their durability in harsh New Zealand climatic and coastal conditions.
 - ExoTec™ Facade Panel and Top Hat Rainscreen system is a cost effective cladding solution for building facades exposed to high wind pressures.
- Refer to the ExoTec™ Facade Panel Top Hat Technical Specification for further construction information.

SHEET SIZES	CODE	UNITS PER PACK
9mm 3000 x 1200	402209	16
9mm 2400 x 1200	402205	16

ACCESSORIES	
	ExoTec Top Hat 4800mm CODE: 304580 (pk - 1)
	ExoTec Intermediate Top Hat 4800mm CODE: 304581 (pk - 1)
	ExoTec Top Hat Snap Strip 4800mm CODE: 304582 (pk - 1)
	ExoTec Top Hat Ext/Int Corner 3000mm CODE: 304661 (pk - 1)
	ExoTec Top Hat J Mould 3000mm CODE: 304662 (pk - 1)
	ExoTec Top Hat Base Mould 3000mm CODE: 304663 (pk - 1)
	Aluminium Horizontal T Socket 2400mm CODE: 304103 (pk - 1)
	Aluminium Horizontal T Socket 3000mm CODE: 304105 (pk - 1)
	ExoTec™ Facade Panel Washers CODE: 302761 (pk - 1000)
	Tungsten Carbide Drill Bit 9mm CODE: 300567



EXOTEC™ FACADE
PANEL

7 Internal linings

Hardie™ Groove Lining

Add a unique tongue and groove look to your walls and ceilings. Made of tough fibre cement board, it adds durability as well as timeless charm. It's a flat sheet that has vertical V-shaped grooves carved into its face. Sanded smooth, its site painted any colour you choose to create the traditional look of tongue and groove panels.








Application

Super practical and also a charming addition to your décor, it can be used in both dry and semi-wet areas. Hardie™ Groove Lining is perfect for internal walls, ceilings, kitchens, bathrooms and externally on soffits and verandah ceilings.

Key Features and Benefits

- Can be used as an internal wall or ceiling lining
 - Suitable for semi-wet areas such as bathrooms, kitchens and laundries
 - Can be used externally on eaves and soffits
 - Resistant to fire, rot resistant and resistant to moisture damage
 - Outstanding impact resistance, making it ideal where walls are prone to damage
 - Hardie™ Groove Lining's half grooved edge of each sheet provides concealed joints
 - Can be cut to size easily with the Hardie™ Knife, minimising dust on site
 - Easy to install, paint and stain
 - Classified as non-combustible material
 - 15 year product warranty
- Refer to the Hardie™ Groove Lining Installation Manual for further construction information.

SHEET SIZES	CODE	UNITS PER PACK
7.5mm 2700 x 1200	400245	30
7.5mm 2400 x 1200	400246	30

ACCESSORIES	
	Villadrive™ Screw 30mm x 6g (100/Jar) CODE: 300992
	Villadrive™ Screw 30mm x 6g (5kg, approx 3325 per box) CODE: 300993
	Villadrive™ Screw 30mm x 6g Phillip (1000 Collated) CODE: 300994
	Hardie™ Drive Screw 30mm x 7g 100/Jar Stainless Steel 316 CODE: 300928
	Hardie™ Base Coat (4kg Pail) CODE: 304490
	Hardie™ Base Coat (15kg Bag) CODE: 304491
	FibreZip® Self Drill Rib Head Screw 30mm (Box of 1000) CODE: 303840

HARDIE™ GROOVE
LINING



Villaboard™ Lining

Villaboard™ Lining is a high performance fibre cement board that creates a seamless flat surface which can be finished with paint, wallpaper, tiles or vinyl to provide a variety of looks. It's ideal for use under tiles and offers high impact resistance on its own as well.

Application

Villaboard™ Lining is an ideal internal substrate for bathrooms, laundries and kitchens, or high impact areas such as hallways, garages and rumpus rooms. The seamless joints and negative details also bring a smooth plastered look to your verandah ceilings, eaves and soffits.

Key Features and Benefits

- Durable internal lining suitable for wet areas such as bathrooms and laundries
- Up to 60 minute fire resistance rating (FRR) can be achieved when installed as per the Fire & Acoustic Design Manual by James Hardie
- Reliable impact resistant lining. Ideal for wall lining applications where walls are prone to damage
- It is appropriate for both commercial and residential internal uses
- Resistant to fire, rot resistant and resistant to moisture damage
- Can be cut to size easily with the Hardie™ Knife, minimising dust on site
- Non-combustible material
- 15 year product warranty
- 9mm Villaboard™ Lining can be used as a heat shield. Refer to the technical supplement.
- Refer to the Villaboard™ Lining Installation Manual for further construction information.

Villaboard™ Lining 6mm

















SHEET SIZES	CODE	UNITS PER PACK
6mm 3000 x 1200 Rec 2 sides	400427	30
6mm 2400 x 1200 Rec 2 sides	400429	30
6mm 3000 x 1200 Sq edge 4 sides	400442	30
6mm 2400 x 1200 Sq edge 4 sides	400444	30

Villaboard™ Lining 9mm

SHEET SIZES	CODE	UNITS PER PACK
9mm 3000 x 1200 Rec 2sides	400434	30
9mm 2700 x 1200 Rec 2sides	400435	30
9mm 2400 x 1200 Rec 2sides	400436	30
9mm 2400 x 1200 Sq edge 4sides	400445	30
9mm 3000 x 1200 Sq edge 4sides	400059	30



Villaboard™ Lining

ACCESSORIES	
 <p>Hardie™ Joints PVC 6mm 3000mm</p> <p>CODE: 300734 (pk - 25)</p> <p>2400mm</p> <p>CODE: 300730 (pk - 50)</p>	 <p>Hardie™ Top Coat (15kg Pail)</p> <p>CODE: 304493</p>
	 <p>Villadrive™ Screw 30mm x 6g (100/Jar)</p> <p>CODE: 300992</p>
 <p>PVC Cap Mould 6mm 3000mm</p> <p>CODE: 300540 (pk - 25)</p> <p>2400mm</p> <p>CODE: 300539 (pk - 25)</p>	 <p>Villadrive™ Screw 30mm x 6g (5kg, approx 3325 per box)</p> <p>CODE: 300993</p>
	 <p>Villadrive™ Screw 30mm x 6g Phillip (1000 Collated)</p> <p>CODE: 300994</p>
 <p>Hardie™ Joints PVC 9mm 3000mm (2-piece)</p> <p>CODE: 300736 (pk - 10)</p>	 <p>FibreZip® Self Drill Rib Head Screw M4.8 x 30mm (Box 1000)</p> <p>CODE: 303840</p>
 <p>PVC Int/Ext Corner Mould 3000mm</p> <p>CODE: 300669 (pk - 20)</p>	 <p>Inseal® 3259 48mm Black (50m Roll)</p> <p>CODE: 300767</p>
 <p>Villaboard PVC Control Joint White 2700mm</p> <p>CODE: 300978 (pk - 10)</p>	 <p>Hardie™ Drive Screw 30mm x 7g 100/Jar Stainless Steel 316</p> <p>CODE: 300928</p>
 <p>Hardie™ Base Coat (4kg Pail)</p> <p>CODE: 304490</p>	
 <p>Hardie™ Base Coat (15kg Bag)</p> <p>CODE: 304491</p>	
 <p>Hardie™ Top Coat (3kg Pail)</p> <p>CODE: 304492</p>	

8 Prefinished linings

Hardie™ Glaze Lining

Hardie™ Glaze Lining are pre-finished wall panels manufactured on a durable fibre cement board. They are a hard wearing internal wall lining that will create an easy clean ceramic look. Hardie™ Glaze Lining are produced using UV coating technology. The paint contains no Volatile Organic Compounds and is fully cured using UV light. They provide good resistance to abrasion, wear and light surface scratching.

Available in a smooth finish or a square tile design for an easy clean, grout free, low maintenance alternative to tiles.

Application

They are suitable for use in wet, semi-wet or dry areas such as bathrooms, ensuites, toilets, kitchens, shower rooms, laundries, and changing rooms. They can be used in both residential and commercial spaces.

Key Features and Benefits

- Durable internal lining suitable for wet areas such as bathrooms and laundries
- Appropriate for both commercial and residential internal uses
- Resistant to fire, rot resistant and resistant to moisture damage
- Achieves the best possible fire hazard properties classification of 'Group 1-S'
- Hard wearing coating is durable and light scratch resistant
- Easy to install straight onto framing or over existing linings
- Antimicrobial protection
- Jointing options available to create different looks
- Low maintenance and easy to clean
- 15 year product warranty



Hardie™ Glaze Lining 4.5mm

The smooth panel has a high-gloss white finish in a 4.5mm thickness. Suitable for applications in wet and dry areas across both residential and commercial spaces.










SHEET SIZES	CODE	UNITS PER PACK
4.5mm 2400 x 1200	400221	2
4.5mm 2400 x 900	400225	2

Hardie™ Glaze Lining 6mm

The same high-gloss white finish in a thicker 6mm panel. Suitable when you need extra impact resistance, making it an ideal solution in commercial and industrial wet and dry areas.

SHEET SIZES	CODE	UNITS PER PACK
6mm 2700 x 1200	400210	2
6mm 2400 x 1200	400211	2

Hardie™ Glaze Lining 4.5mm

ACCESSORIES	
PVC	NATURALLY ANODISED
 <p>Hardie™ Glaze 4.5mm 2400mm Joints White Gloss CODE: 300690 (PK - 12)</p>	 <p>Hardie™ Glaze 4.5mm 2700mm Cap Aluminium CODE: 304501 (PK - 1)</p>
 <p>Hardie™ Glaze 4.5mm 2400mm Internal Corner White Gloss CODE: 300686 (PK - 12)</p>	 <p>Hardie™ Glaze 4.5mm 2700mm External Corner Aluminium CODE: 304503 (PK - 1)</p>
 <p>Hardie™ Glaze 4.5mm 2400mm External Corner White Gloss CODE: 300682 (PK - 12)</p>	 <p>Hardie™ Glaze 4.5mm 2700mm Internal Corner Aluminium CODE: 304505 (PK - 1)</p>
 <p>Hardie™ Glaze 4.5mm 2400mm Cap Mould White Gloss CODE: 300678 (PK - 12)</p>	 <p>Hardie™ Glaze 4.5mm 2700mm Joints Aluminium CODE: 304507 (PK - 1)</p>
 <p>Hardie™ Glaze 4.5mm 2500mm Bath Mould White Gloss CODE: 300674 (PK - 12)</p>	

Hardie™ Glaze Lining Tile

Hardie™ Glaze Lining Tile is a white high-gloss finish with a 150 x 150mm tile pattern embossed into the coating.

SHEET SIZES	CODE	UNITS PER PACK
6mm 2400 x 1200 White	400240	2

Hardie™ Glaze 4.5mm & 6mm


ACCESSORIES	
	Fastfix Fasteners (Xmas Trees) PVC White (100/Bag) CODE: 300632
	Soffit Scotia Mould PVC 2400mm White. 2pc Base and Cap CODE: 300916 (PK - 10)
	Hardie™ 2 Sided Adhesive Tape 12mm x 33m CODE: 305433







Hardie™ Glaze 6mm PVC

ACCESSORIES			
	Hardie™ Glaze 6mm 2700mm Premium Jointer White CODE: 300713 (PK - 1)		Hardie™ Glaze 6mm 2700mm Premium Cap Mould White CODE: 300695 (PK - 1)
	Hardie™ Glaze 6mm 2700mm Premium Internal Corner White CODE: 300707 (PK - 1)		Hardie™ Glaze 6mm 2500mm Premium Bath Mould White CODE: 300691 (PK - 1)
	Hardie™ Glaze 6mm 2700mm Premium External Corner White CODE: 300701 (PK - 1)		Hardie™ Glaze Tile 2700mm Internal Corner 2pc White CODE: 300946 (PK - 5)

Hardie™ Glaze 6mm Naturally Anodised

ACCESSORIES			
	Hardie™ Glaze 6mm 2700mm Cap Aluminium CODE: 304500 (PK - 1)		Hardie™ Glaze 6mm 2700mm Sheet Jointer Aluminium CODE: 304506 (PK - 1)
	Hardie™ Glaze 6mm 2700mm External Corner Aluminium CODE: 304502 (PK - 1)		Hardie™ Glaze 6mm 2700mm Negative Jointer Dry Aluminium CODE: 305752 (PK - 1)
	Hardie™ Glaze 6mm 2700mm Internal Corner Aluminium CODE: 304504 (PK - 1)		

Hardie™ Glaze 6mm Powder Coated White

ACCESSORIES			
	Hardie™ Glaze 6mm 2700mm Cap Aluminium White CODE: 305751 (PK - 1)		Hardie™ Glaze 6mm 2700mm Internal Corner Aluminium White CODE: 305749 (PK - 1)
	Hardie™ Glaze 6mm 2700mm External Corner Aluminium White CODE: 305748 (PK - 1)		Hardie™ Glaze 6mm 2700mm Jointer Aluminium White CODE: 305750 (PK - 1)

Invibe™ Panel

Invibe™ Panel are pre-finished panels made from premium fibre cement, available in 4 colours in a high gloss finish. Invibe™ Panels are produced using UV coating technology. The paint contains no Volatile Organic Compounds and is fully cured using UV light. The panels provide good resistance to abrasion, wear and light surface scratching.

Application

They are suitable for use in wet, semi-wet or dry areas such as bathrooms, ensuites, toilets, kitchens, shower rooms, laundries, and changing rooms. They can be used in both residential and commercial spaces.

Key Features and Benefits

- Durable internal lining suitable for internal wet and dry areas
 - Appropriate for both commercial and residential internal uses
 - Resistant to fire, rot resistant and resistant to moisture damage
 - Achieves the best possible fire hazard properties classification of 'Group 1-S'
 - Hard wearing coating offers improved chemical resistance
 - Provides good resistance to abrasion, wear and light surface scratching
 - Resistant to general stains
 - Easy to install straight onto framing or over existing linings
 - Antimicrobial protection
 - Jointing options available to create different looks
 - Low maintenance and easy to clean
 - 15 year product warranty
- Owing to manufacturing tolerances, slight colour variations are also likely to occur between different batches of lining.




SIZE			
2700 x 1200 x 6mm			
COLOUR	NAME	CODE	UNITS PER PACK
Blanc ChromaShield	Invibe™ Panel Blanc 201 Gloss	404623	2
Ebony ChromaShield	Invibe™ Panel Ebony 202 Gloss	404625	2
Stone ChromaShield	Invibe™ Panel Stone 204 Gloss	404629	2
Greige ChromaShield	Invibe™ Panel Greige 207 Gloss	404635	2



Accessories supplied by James Hardie

INVIBE™ PANEL JOINTERS AND MOULDINGS

 <p>Blanc ChromaShield</p>	Sheet jointer - wet area 2700mm	305688
	Internal corner 2700mm	305689
	External corner 2700mm	305690
	Cap mould 2700mm	305691
 <p>Ebony ChromaShield</p>	Sheet jointer - wet area 2700mm	305682
	Negative jointer - dry area 2700mm	305683
	Internal corner 2700mm	305684
	External corner 2700mm	305685
 <p>Stone ChromaShield</p>	Sheet jointer - wet area 2700mm	305735
	Internal corner 2700mm	305736
	External corner 2700mm	305737
	Cap mould 2700mm	305738
 <p>Greige ChromaShield</p>	Sheet jointer - wet area 2700mm	305703
	Internal corner 2700mm	305704
	External corner 2700mm	305705
	Cap mould 2700mm	305706

Naturally Anodised	Sheet jointer - wet area 2700mm	304506
	Internal corner 2700mm	304504
	External corner 2700mm	304502
	Cap mould 2700mm	304500
	Negative jointer 2700mm	305752

*Note: All aluminium naturally anodised mouldings are available ex stock

All powder coated mouldings are available ex stock.

Large quantities would be indent only, with a 7 – 10 working day lead time.

All powder coated mouldings are only available in a semi-gloss finish that can be used with the Invibe™ Panels.



9 Eaves & soffits

Hardie™ Flex Eaves Lining

Hardie™ Flex Eaves Lining is a versatile, durable, low cost, 4.5mm thick fibre cement sheet.

Application






Suitable for use in all eaves, verandahs, porches and carports. The sheets have an un-sanded finished surface, which is ideal for either semi-gloss acrylic or lightly textured semi-gloss coatings to match your design scheme.

Key Features and Benefits

- Resistant to fire, rot resistant and resistant to moisture damage
 - Easy and fast to install
 - Can be cut to size easily with the Hardie™ Knife, minimising dust on site
 - Can be hand nailed or gun nailed
 - Classified as non-combustible material
 - Low maintenance
 - 15 year product warranty
- Refer to the Eaves and Soffit Linings Installation Manual for further construction information.

SHEET SIZES	CODE	UNITS PER PACK
4.5mm 3000 x 1200	400183	30
4.5mm 2700 x 1200	400185	60
4.5mm 2400 x 1200	400187	60
4.5mm 2400 x 750	401946	60
4.5mm 2400 x 600	401947	120
4.5mm 2400 x 450	401948	120

ACCESSORIES

	PVC Soffit Joints 5mm 750mm CODE: 300921 (pk - 50) 600mm CODE: 300920 (pk - 50) 450mm CODE: 300919 (pk - 50)
	Hardie™ Joints PVC 5mm 3000mm CODE: 300733 (pk - 50) 2400mm CODE: 300729 (pk - 50)
	PVC External Corner 5mm 3000mm CODE: 300848 (pk - 25) 2400mm CODE: 300846 (pk - 25)
	PVC Internal Corner 5mm 3000mm CODE: 300868 (pk - 25) 2400mm CODE: 300866 (pk - 25)
	PVC Cap Mould 5mm 2400mm CODE: 300538 (pk - 25)
	Soffit 4.5mm PVC 2 Way Joints 2400mm CODE: 300915 (pk - 10)
	Inseal® 3259 48mm Black (50m Roll) CODE: 300767



HARDIE™ FLEX
EAVES LINING

Hardie™ Groove Lining


Add a unique tongue and groove look to your eaves and soffits. Made of tough fibre cement board, it adds durability as well as timeless charm. It also retains its good looks year after year, even in the most demanding conditions.

Application

The grooves are perfect for enhancing design lines for modern builds, and are equally at home on villa and bungalow renovations. Hardie™ Groove Lining is particularly well suited to larger sized eaves, verandahs, porches and carports.

Key Features and Benefits

- Resistant to fire, rot resistant and resistant to moisture damage
 - Easy and fast to install
 - Can be cut to size easily with the Hardie™ Knife, minimising dust on site
 - Sheets have a half groove lengthways along the edge to provide concealed joints
 - Outstanding impact resistance so it retains its good looks for years to come
 - Classified as non-combustible material
 - Low maintenance
 - 15 year product warranty
- Refer to the Eaves and Soffit Linings Installation Manual for further construction information.
 - Refer to page 28 for Hardie™ Groove Lining sizes and accessories.



HARDIE™
GROOVE
LINING



Villaboard™ Lining

When you have the need for a large area of exterior coverage, look no further than Villaboard™ Lining. Its sophisticated flush finish created with recessed edges and easy jointing can be used for many purposes on your home and are perfect for larger soffits and eaves.

Application

Villaboard™ Lining can be used for new builds, renovations and extensions. The product can also be used for eaves, soffits, large carports and verandahs.

Key Features and Benefits

- Resistant to fire, rot resistant and resistant to moisture damage
 - Easy and fast to install
 - Can be cut to size easily with the Hardie™ Knife, minimising dust on site
 - Available in 6mm and 9mm thicknesses that are specially formulated to minimise sheet movement
 - Square edge or recessed edge available
 - Can be hand nailed or gun nailed
 - Classified as non-combustible material
 - Low maintenance
 - 15 year product warranty
- Refer to pages 30 and 31 for Villaboard™ Lining sizes and accessories.
 - Refer to the Eaves and Soffit Linings Installation Manual for further construction information.



VILLABOARD™
LINING



Eclipsa™ Eaves Lining

Eclipsa™ Eaves Lining are pre-painted sheets made from 4.5mm thick fibre cement. Our Eclipsa™ Eaves Lining is specifically designed to line eaves and soffits in residential homes and comes as a pre-painted, smooth, flat sheet. The speed at which Eclipsa™ Eaves pre-cut sheets can be joined and installed makes them a cost-effective coverage solution.



Application






Eclipsa™ Eaves Lining is ideal for eaves, soffits, verandahs, porches, carports and any ceiling area where a pre-finished, easy clean surface is required.

Key Features and Benefits

- Resistant to fire, rot resistant and resistant to moisture damage
 - No painting costs save both time and money
 - A slip sheet minimises surface marks on paint during transportation and installation
 - Easy and fast to install
 - Low maintenance
 - Available in a white acrylic finish
 - Classified as non-combustible material
 - 10 year coating warranty
 - 15 year product warranty
- Refer to the Eaves and Soffit Linings Installation Manual for further construction information.

SHEET SIZES	CODE	UNITS PER PACK
4.5mm 2400 x 1200	404808	30
4.5mm 2400 x 600	404807	30

ACCESSORIES

	Fastfix Fasteners (Xmas Trees) PVC White (100/Bag) CODE: 300632
	Hardie™ Joints PVC 5mm 2400mm CODE: 300729 (pk - 50) PVC Soffit Joints 5mm 600mm CODE: 300920 (pk - 50)
	Soffit 4.5mm PVC 2 Way Jointer 2400mm CODE: 300915 (pk - 10)
	Soffit Scotia Mould PVC 2400mm 2pce Base and Cap CODE: 300916 (pk - 10)
	PVC Cap Mould 5mm 2400mm CODE: 300538 (pk - 25)

10 Flooring

Hardie™ Panel Compressed Sheet

Hardie™ Panel Compressed Sheet is an 18mm thick, high density, fibre cement structural flooring substrate for ceramic tile finishes over timber or lightweight steel floor joists. The compressed fibre cement sheet structure delivers a high level of durability and stability and is non-combustible.

Application

Ideal for use as an internal substrate for tiled wet area floors and an external substrate for decking, balconies verandahs and pool surrounds. Making it an ideal flooring substrate for both residential and commercial buildings.

SHEET SIZES	CODE	UNITS PER PACK
18mm 2400 x 1200	400094	1

Key Features and Benefits

- Resistant to water damage when installed and maintained correctly
 - A reliable, moisture resistant, lightweight alternative to masonry
 - The smooth finish makes it suitable for a variety of finishes including flooring paints, textured coatings and tiles
 - Outstanding performance under tiles
 - Classified as non-combustible material
 - 15 year product warranty
- Refer to the Flooring Installation Manual for further construction information.

ACCESSORIES

	Compressed Sheet Screw S/S 316 50mmx10g (100/Jar) CODE: 300904
	Tungsten Carbide Drill Bit 18mm CODE: 300566



Secura™ Interior Flooring

Secura™ Interior Flooring is a high performance structural floor, made from 19mm thick fibre cement, offering the robust feel of concrete with the speed of timber installation. It is engineered to address the complete range of performance needs for residential and light commercial floors. Secura™ Interior Flooring offers indoor comfort, quiet, solid floors and lasting peace of mind.

Application

Use as an interior flooring substrate under tile, vinyl or carpet over timber floor joists in both wet and dry areas.

Key Features and Benefits

- Resistant to fire, rot resistant and resistant to moisture damage
 - Can be exposed for up to 90 days during construction
 - The tongue and groove joint removes the requirement for blocking, speeding up the install process
 - Can be tiled directly without the need for underlay, avoiding noticeable height differences from one floor finish to the next
 - Secura™ Interior Flooring Fire & Acoustic flooring systems deliver a fire rating up to 60/60/60 FRR
 - Can be gun nailed
 - Classified as non-combustible material
 - Can be used as a lightweight inter-tenancy floor
 - 15 year product warranty
- Refer to the Secura™ Interior Flooring Installation Manual for further construction information.



SHEET SIZES	CODE	UNITS PER PACK
19mm 2700 x 600	404260	20

Hardie™ Ceramic Tile Underlay

Hardie™ Ceramic Tile Underlay is a smooth fibre cement substrate for laying tiles, slate and vinyl over existing or new timber, particleboard, engineered timber or plywood floors. Hardie™ Ceramic Tile Underlay is designed to protect the finished tile floor from movement that occurs naturally in wood based flooring products.


Application

Suitable for interior applications in wet areas, semi-wet and dry areas such as bathrooms, kitchens, laundries and living areas.

Key Features and Benefits

- Pre-sealed to improve tile adhesion
 - Resistance to permanent damage from water when installed and maintained correctly
 - The sheets come with a pre-marked nailing pattern, which reduces the time the installer has to spend working out where to nail
 - Can be gun nailed with underlay gun nails, which speeds up installation
 - Minimises tile movement and potential tile cracking caused by the expansion and contraction of wood based substrates
 - Can be cut to size easily with the Hardie™ Knife, minimising dust on site
 - Classified as non-combustible material
 - 15 year product warranty
- Refer to the Flooring Installation Manual for further construction information.





SHEET SIZES	CODE	UNITS PER PACK
6mm 1800 x 1200	403341	30

ACCESSORIES	
	Annular Threaded Galvanised Nail 25x2.5mm (500g approx 400 per bag) CODE: 300390



11 Fire & acoustic

FIRE SYSTEM COMPONENTS

	<p>Hardie™ Mineral Insulation 800 x 600mm x 90mm thick (2.4m² per bale) CODE: 304904</p>		<p>Hardie™ Acoustic Floor Channel 40mm 1800mm long CODE: 305922 (pk - 1)</p>
	<p>Hardie™ Acoustic Cradle CODE: 305920 (pk - 10)</p>		<p>Hardie™ Flooring Shims CODE: 305925 (pk - 250)</p>

➤ Refer to the Fire and Acoustic Design Manual for further construction information.

Hardie™ Mineral Insulation for use in wall applications as per fire rated wall systems published in the Fire and Acoustic Design Manual

12 Tools

CUTTING TOOLS

	<p>Hardie™ Blade Diamond Tipped Circular Saw Blade 184mm CODE: 300660</p>		<p>Hardie™ Knife CODE: 305926</p>
	<p>Hardie™ Blade Diamond Tipped Circular Saw Blade 254mm CODE: 303375</p>		

INSTALLATION TOOLS

	<p>Gecko Gauge™ CODE: 305941</p>
---	---

13 Product & coverage calculations

Weatherboards – Coverage Calculations

PRODUCT	WIDTH	EFFECTIVE COVER	CALCULATION FACTOR FOR LINEAL METRES
Linea™ Weatherboard	150	120	8.333
Linea™ Weatherboard	180	150	6.667
Oblique™ Weatherboard	200	175	5.714
Oblique™ Weatherboard	300	275	3.64
Stria™ Cladding	325	300	3.33
Stria™ Cladding	405	380	2.62
Hardie™ Plank Weatherboard	180	150	6.667
Hardie™ Plank Weatherboard	300	270	3.64

Calculation Example

WEATHERBOARD TYPE	CALCULATION FACTOR	X	NET AREA OF WALLS	=	LINEAL METRES OF BOARDS	÷	4.2	NUMBER OF BOARDS
Linea™ Weatherboard 180mm	6.667	x	80m ²	=	533	÷	4.2	127

LINEA™ WEATHERBOARD ACCESSORIES		
Nails	Lineal metres of boards x 0.007	= kg of nails
Sealant for tongue and groove joint	(Lineal metres ÷ 6) ÷ 30	= No. Tubes Sealant
External Corner Soakers	Height of wall ÷ Effective cover x No. of External Corners	= No. of Soakers
Internal and External: Corner Moulds	One per corner (up to 4m high)	

WEATHERBOARD TYPE	CALCULATION FACTOR	X	NET AREA OF WALLS	=	LINEAL METRES OF BOARDS	÷	4.2	NUMBER OF BOARDS
Hardie™ Plank Weatherboard Smooth 180mm	6.667	x	80m ²	=	533	÷	4.2	127

HARDIE™ PLANK WEATHERBOARD ACCESSORIES		
Nails	Lineal metres of boards x 0.007	= kg of nails
Concealed Back Soakers	Narrow boards (180mm wide) Lineal metres ÷ 6 Wide boards (300mm wide) Lineal metres ÷ 7	= No. Back Soakers
Sealant for Back Soakers	No. of Back Soakers ÷ 20	= No. Tubes Sealant
External Corner Soakers	Height of wall ÷ Effective cover x No. of External Corners	= No. of Soakers
Internal and External: Corner Moulds	One per corner (up to 3m high)	

Note: The quantities obtained from these calculations are to be used as a guide only and should be checked against the plans before ordering.

AXON™ PANEL TO HARDIE™ CLD™ STRUCTURAL CAVITY BATTEN

Glue	2 sheets per tube
------	-------------------

VILLABOARD™ LINING

Hardie™ Base Coat	1kg of Base Coat will provide approximately 5 lm of standard joints
Hardie™ Top Coat	1kg of Top Coat will provide approximately 5.6 lm of standard joints
Woodscrews and nails	Non-tiled applications 50/2.4m long, 55/2.7 long sheet or 60/3.0m long sheet Tiled applications 74/2.4m long sheet, 82/2.7 long sheet or 90/3.0m long sheet
Glue	3 sheets per tube (Non-tiled applications only)

HARDIE™ GLAZE LINING, INVIBE™ PANEL

Glue	2 sheets per tube
------	-------------------

HARDIE™ CERAMIC TILE UNDERLAY

Nails	approx 3 sheets per 500g bag/18x12
-------	------------------------------------



jameshardie.co.nz



Ask James Hardie™ | Call 0800 808 868 | jameshardie.co.nz

© 2024, James Hardie New Zealand Limited™ and ® denotes a Trademark or Registered Mark owned by James Hardie Technology Limited.
Inseal®, Fibrezip® and Gecko Gauge® are trademarks of their respective owners.