

# Product Identification Guide

April 2025 New Zealand



# Product identification and application

What they are called and how to use them

## Products

|                                       | Exterior Applications |                          |         |               |                                |       |  |                            |                  |          | Interior Applications            |                          |          |  |  |  |  |  |   |  |
|---------------------------------------|-----------------------|--------------------------|---------|---------------|--------------------------------|-------|--|----------------------------|------------------|----------|----------------------------------|--------------------------|----------|--|--|--|--|--|---|--|
|                                       | Wall Claddings        | Exterior Bracing Systems | Soffits | Cavity Batten | Rigid Air Barrier/Pre Cladding | Decks |  | Linings Dry/Semi Wet Areas | Linings Wet Area | Underlay | Structural Flooring Wet/Dry Area | Interior Bracing Systems | Ceilings |  |  |  |  |  |   |  |
| Axon™ Panel Grooved                   | ●                     | ●                        |         |               |                                |       |  |                            |                  |          |                                  |                          |          |  |  |  |  |  |   |  |
| Axon™ Panel Textured                  | ●                     | ●                        |         |               |                                |       |  |                            |                  |          |                                  |                          |          |  |  |  |  |  |   |  |
| Eclipsa™ Eaves Lining                 |                       |                          | ●       |               |                                |       |  |                            |                  |          |                                  |                          |          |  |  |  |  |  |   |  |
| ExoTec™ Facade Panel                  | ●                     | ●*                       |         |               |                                |       |  |                            |                  |          |                                  |                          |          |  |  |  |  |  |   |  |
| Hardie™ Axent™ Trim                   | ●                     |                          |         |               |                                |       |  |                            |                  |          |                                  |                          |          |  |  |  |  |  |   |  |
| Hardie™ Ceramic Tile Underlay         |                       |                          |         |               |                                |       |  |                            |                  | ●        |                                  |                          |          |  |  |  |  |  |   |  |
| Hardie™ CLD™ Structural Cavity Batten |                       |                          |         | ●             |                                |       |  |                            |                  |          |                                  |                          |          |  |  |  |  |  |   |  |
| Hardie™ Flex Eaves Lining             |                       |                          | ●       |               |                                |       |  |                            |                  |          |                                  |                          |          |  |  |  |  |  |   |  |
| Hardie™ Flex Sheet                    | ●                     | ●                        | ●       |               |                                |       |  |                            |                  |          |                                  |                          |          |  |  |  |  |  |   |  |
| Hardie™ Glaze Lining                  |                       |                          |         |               |                                |       |  | ●                          | ●                |          |                                  |                          |          |  |  |  |  |  | ● |  |
| Hardie™ Groove Lining                 |                       |                          | ●       |               |                                |       |  | ●                          |                  |          |                                  | ●                        | ●        |  |  |  |  |  |   |  |
| Hardie™ Panel Compressed Sheet        |                       |                          |         |               |                                | ●     |  |                            |                  |          | ●                                |                          |          |  |  |  |  |  |   |  |
| Hardie™ Plank Weatherboard            | ●                     |                          |         |               |                                |       |  |                            |                  |          |                                  |                          |          |  |  |  |  |  |   |  |
| HomeRAB™ Pre-Cladding                 |                       | ●                        |         |               | ●                              |       |  |                            |                  |          |                                  |                          |          |  |  |  |  |  |   |  |
| Invibe™ Panel                         |                       |                          |         |               |                                |       |  | ●                          | ●                |          |                                  |                          |          |  |  |  |  |  |   |  |
| Linea™ Weatherboard                   | ●                     |                          |         |               |                                |       |  |                            |                  |          |                                  |                          |          |  |  |  |  |  |   |  |
| Oblique™ Weatherboard                 | ●                     |                          |         |               |                                |       |  |                            |                  |          |                                  |                          |          |  |  |  |  |  |   |  |
| RAB™ Board                            |                       | ●                        |         |               | ●                              |       |  |                            |                  |          |                                  |                          |          |  |  |  |  |  |   |  |
| Secura™ Flooring                      |                       |                          |         |               |                                |       |  |                            |                  |          | ●                                |                          |          |  |  |  |  |  |   |  |
| Stria™ Cladding                       | ●                     |                          |         |               |                                |       |  |                            |                  |          |                                  |                          |          |  |  |  |  |  |   |  |
| Villaboard™ Lining                    |                       |                          | ●       |               |                                |       |  | ●                          | ●                |          |                                  | ●                        | ●        |  |  |  |  |  |   |  |

ExoTec™ Facade Panel achieves bracing when used in conjunction with RAB™ Board.

# Contents

|          |  |           |           |  |           |
|----------|--|-----------|-----------|--|-----------|
| <b>1</b> | <b>Who we are and what we do</b>         | <b>4</b>  | <b>9</b>  | <b>Eaves and soffits</b>               | <b>39</b> |
| <b>2</b> | <b>Building products by James Hardie</b> | <b>5</b>  |           | Hardie™ Flex Eaves Lining              | 39        |
| <b>3</b> | <b>Create the look you want</b>          | <b>6</b>  |           | Hardie™ Groove Lining                  | 41        |
| <b>4</b> | <b>Pre-Cladding</b>                      | <b>7</b>  |           | Villaboard™ Lining                     | 43        |
|          | HomeRAB™ Pre-Cladding                    | 7         |           | Eclipsa™ Eaves Lining                  | 45        |
|          | RAB™ Board                               | 8         | <b>10</b> | <b>Flooring</b>                        | <b>46</b> |
| <b>5</b> | <b>Weatherboard</b>                      | <b>9</b>  |           | Hardie™ Panel Compressed Sheet         | 46        |
|          | Hardie™ Plank Weatherboard               | 9         |           | Secura™ Flooring                       | 47        |
|          | Linea™ Weatherboard                      | 11        |           | Hardie™ Ceramic Tile Underlay          | 48        |
|          | Oblique™ Weatherboard                    | 14        | <b>11</b> | <b>Fire and acoustic</b>               | <b>49</b> |
|          | Hardie™ Axent™ Trim                      | 17        | <b>12</b> | <b>Tools</b>                           | <b>49</b> |
| <b>6</b> | <b>Panel</b>                             | <b>18</b> | <b>13</b> | <b>Product and coverage quantities</b> | <b>50</b> |
|          | Axon™ Panel Grooved                      | 18        |           |  |           |
|          | Axon™ Panel Textured                     | 20        |           |  |           |
|          | Hardie™ Flex Sheet                       | 22        |           |  |           |
|          | Stria™ Cladding                          | 24        |           |  |           |
|          | ExoTec™ Facade Panel                     | 26        |           |  |           |
| <b>7</b> | <b>Internal linings</b>                  | <b>28</b> |           |  |           |
|          | Hardie™ Groove Lining                    | 28        |           |  |           |
|          | Villaboard™ Lining                       | 30        |           |  |           |
| <b>8</b> | <b>Prefinished linings</b>               | <b>32</b> |           |  |           |
|          | Hardie™ Glaze Lining                     | 32        |           |  |           |
|          | Invibe™ Panel                            | 36        |           |  |           |

# 1 Who we are and what we do

James Hardie Industries is the world's #1 producer and marketer of high-performance fibre cement building solutions.

We believe that home is a sanctuary and a canvas for self-expression without compromise. As the trusted innovator and industry leader in the markets where we operate, James Hardie empowers homeowners and building professionals alike to achieve their dream home with quality solutions that enable endless possibilities for design and aesthetics, while also delivering trusted protection and long-lasting beauty.

James Hardie has been providing Kiwi customers with smart building products made for our conditions for over 86 years. Our fibre cement products are industry leading and are recognised globally for their beauty and durability.

Linea™ Weatherboard was developed and perfected right here in New Zealand. It's a proven product that has been used by builders for over 23 years and is now offered in overseas markets.

## We value your feedback

To continue with the development of our products and systems, we value your input. Please send any suggestions, including your name, contact details, and relevant sketches to:

**Ask James Hardie™**  
literaturefeedback@jameshardie.co.nz

For CAD drawings, visit **[www.jameshardie.co.nz](http://www.jameshardie.co.nz)**.

## 2 Building products by James Hardie

We believe in  
well designed  
products and  
well designed  
homes.

James Hardie's building products allow for design versatility in a range of home styles. Available in numerous profiles and finishes for a range of interior and exterior building applications, our products work well on their own or in unison with one another.

James Hardie's products are used extensively in new residential construction, renovations and additions, as well as a variety of commercial and industrial applications.

When installed and maintained correctly in accordance with James Hardie's literature, current at the time of installation, our fibre cement products are resistant to fire, rot resistant and resistant to moisture damage.

They're ideal for New Zealand lifestyles, climates and building designs. We've created the durable alternative to traditional construction materials, leading a world in pioneering the technology for fibre cement building products.

### GreenTag Certification:

We have undergone a certification process with Global GreenTag™ for our range of fibre cement products and we have achieved GreenRate™ Level A and Product Health Declaration™ PHD Platinum Health.

The Global GreenTag™ is one of the world's most robust, trusted and widely recognised ecolabels. Each product is assured to be independently fitness tested and certified.

The following products have been certified:

- Axon™ Panel
- Hardie™ Groove Lining
- Villaboard™ Lining
- Linea™ Weatherboard
- Oblique™ Weatherboard
- Stria™ Cladding
- Secura™ Flooring
- Hardie™ Axent™ Trim
- Hardie™ CLD™ Structural Cavity Battens
- ExoTec™ Façade Panel
- Hardie™ Plank Weatherboard
- Hardie™ Flex Sheet
- RAB™ Board
- HomeRAB™ Pre-Cladding



# 3 Create the look you want

## Exterior Cladding

**Weatherboards**      Linea™ Weatherboard  
                                 Oblique™ Weatherboard  
                                 Hardie™ Plank Weatherboard

**Panel**                      Axon™ Panel  
                                 ExoTec™ Facade Panel  
                                 Hardie™ Flex Sheet  
                                 Stria™ Cladding

**Pre-Cladding**          HomeRAB™ Pre-Cladding  
                                 RAB™ Board

---

## Wet areas: Bathrooms / Laundries / Kitchens

Hardie™ Glaze Lining 4.5mm  
Hardie™ Glaze Tile Lining  
Hardie™ Glaze Lining 6mm  
Hardie™ Groove Lining  
Invibe™ Panel  
Villaboard™ Lining

---

## Gables

Axon™ Panel  
Hardie™ Flex Sheet

---

## Flooring

Hardie™ Panel Compressed Sheet  
Secura™ Flooring  
Hardie™ Ceramic Tile Underlay

---

## Insulation

Hardie™ Mineral Insulation

---

## Eaves and Soffits

Eclipsa™ Eaves Lining  
Hardie™ Groove Lining  
Hardie™ Flex Eaves Lining  
Villaboard™ Lining

---

## Decks

Hardie™ Panel Compressed Sheet

---

## Hallways and Living Areas

Hardie™ Groove Lining  
Invibe™ Panel  
Villaboard™ Lining

---

## Ceilings

Hardie™ Glaze Lining  
Hardie™ Groove Lining  
Villaboard™ Lining

---

## Trim: For board and batten, corners and around windows and doors

Hardie™ Axent™ Trim

---

# 4 Pre-Cladding

## HomeRAB™ Pre-Cladding

HomeRAB™ Pre-Cladding is a 4.5mm thick fibre cement board. It's a robust rigid air barrier which offers resistance to gusting winds, reducing draught, keeping homes warm and creating comfort inside. The unique green panel has a built in air and water resistant barrier to keep moisture out, while still allowing the moisture vapour to pass through allowing the framing cavity to dry.

### Application

HomeRAB™ Pre-Cladding 4.5mm is a cost effective rigid wall underlay designed for wind zones up to and including Very High for residential buildings.


### Key Features and Benefits

- Resistant to fire, rot resistant and resistant to moisture damage
- Vapour permeability of HomeRAB™ Pre-Cladding allows the moisture within the frame cavity to dry
- Early close-in avoids delays caused by weather conditions; removing the need to reschedule sub-trades and reducing unplanned equipment hire costs
- A complete solution for external wall bracing and structural connectivity of studs to top plates; minimising the need for internal bracing elements and for additional top plate fixings
- Can be cut to size easily with the Hardie™ Knife, minimising creation of dust on site
- Resistant to warping and shrinking when exposed to the weather, can be exposed for up to 180 days during construction
- BRANZ Appraised
- CodeMark certified
- Achieves 50 year durability
- 15 year product warranty

■ Refer to the HomeRAB™ Pre-Cladding & RAB™ Board installation manual for further construction information.



| SHEET SIZES       | CODE   | UNITS PER PACK |
|-------------------|--------|----------------|
| 4.5mm 2450 x 1200 | 404766 | 50             |
| 4.5mm 2750 x 1200 | 404768 | 50             |

| ACCESSORIES   |   |
|---|---|
|  | PVC HomeRAB 4.5 Horizontal Flashing<br>3000mm<br>CODE: 305798 (pk - 10) |

# RAB™ Board

RAB™ Board is an all in one bracing, airtight and fire resistant fibre cement rigid air barrier. The inherent strength of RAB™ Board makes it an ideal product for use in shear wall design in residential or commercial specific design projects. The unique green panel has a built in air and water resistant barrier to keep moisture out, while still allowing the moisture vapour to pass through allowing the framing cavity to dry.

## Application

RAB™ Board 6mm is suitable for use up to and including Extra High (EH) wind zones or SED projects for both residential and commercial buildings.

RAB™ Board 9mm is robust and impact resistant designed for heavy commercial buildings outside the scope of NZS 3604 for Specific Engineered Designed projects.





## Key Features and Benefits

- Resistant to fire, rot resistant and resistant to moisture damage
- Up to 60 minutes fire resistance rating (FRR) can be achieved when installed as per the Fire & Acoustic Design Manual by James Hardie
- Suitable for use in Extra High wind zones or for specific design residential or commercial projects
- Suitable to withstand design wind pressures up to 4.5kPa (ULS)
- Increases the overall rigidity of the structure, minimising structural movement
- Can be cut to size easily with the Hardie™ Knife, minimising creation of dust on site
- Resistant to warping and shrinking when exposed to the weather, can be exposed for up to 180 days during construction
- BRANZ Appraised
- CodeMark certified
- Achieves 50 year durability
- 15 year product warranty

■ Refer to the HomeRAB™ Pre-Cladding & RAB™ Board installation manual for further construction information.



| SHEET SIZES     | CODE          | UNITS PER PACK |
|-----------------|---------------|----------------|
| 6mm 3000 x 1200 | <b>402981</b> | 40             |
| 6mm 2750 x 1200 | <b>405131</b> | 40             |
| 6mm 2450 x 1200 | <b>402980</b> | 40             |
| 9mm 3000 x 1200 | <b>404971</b> | 30             |
| 9mm 2750 x 1200 | <b>404972</b> | 30             |
| 9mm 2450 x 1200 | <b>405132</b> | 30             |

| ACCESSORIES   |  |
|---|--|
|  | Hardie™ Flex Stainless Steel 316 Nail<br>60 x 3.15mm (5kg, approx 1200 per box)<br><b>CODE: 302782</b> |
|  | Hardie™ Flex Hot Dip Galvanised Nail<br>60 x 3.15mm (5kg, approx 1200 per box)<br><b>CODE: 302784</b>  |
|  | RAB 6mm Horizontal Flashing<br>3000mm<br><b>CODE: 305152</b> (pk - 10)                                 |
|  | RAB 9mm Horizontal Flashing<br>3000mm<br><b>CODE: 305945</b> (pk - 10)                                 |



# 5 Weatherboard

## Hardie™ Plank Weatherboard

Hardie™ Plank Weatherboard offer a cost effective solution where a weatherboard style is required. The smooth finish will give you a simple, clean look with the classic horizontal lines and will also suit a modern build.

### Application

Used as a complete cladding or in composite construction, upper storey and ground-level extensions and feature walls.

### Key Features and Benefits

- Resistant to fire, rot resistant and resistant to moisture damage
  - Engineered to perform in harsh conditions, including coastal environments
  - Up to 60 minute fire resistance rating (FRR) can be achieved when installed as per the Fire & Acoustic Design Manual by James Hardie
  - Low maintenance
  - Suitable for use where non-combustible materials are required
  - 15 year product warranty
- Refer to the Hardie™ Plank Weatherboard Technical Specification for further construction information.











### Hardie™ Plank Weatherboard Smooth

| SHEET SIZES      | CODE   | UNITS PER PACK |
|------------------|--------|----------------|
| 7.5mm 4200 x 300 | 400266 | 120            |
| 7.5mm 4200 x 180 | 401663 | 120            |





# Hardie™ Plank Weatherboard

| ACCESSORIES   |  |  |
|---|--|--|
|   | Aluminium Concealed Back Soaker<br>310mm<br><b>CODE: 303933</b> (pk - 50)<br>180mm<br><b>CODE: 303936</b> (pk - 50)  |  Aluminium Int Corner 'W' Mould 90°<br>2750mm<br><b>CODE: 306220</b> (pk - 1)<br>4000mm<br><b>CODE: 306180</b> (pk - 1) |
|   |  Aluminium Ext Corner Soakers 90°<br>310mm<br><b>CODE: 300390</b> (pk - 50)<br>180mm<br><b>CODE: 300392</b> (pk - 50) |  Aluminium Ext Corner 135°<br>2700mm<br><b>CODE: 300375</b> (pk - 1)  |
|  | Aluminium Ext Corner (Box) Mould<br>3000mm<br><b>CODE: 300380</b> (pk - 1)<br>2700mm<br><b>CODE: 300378</b> (pk - 1)   |  Aluminium Int Corner 135°<br>2700mm<br><b>CODE: 300383</b> (pk - 1)  |
|   |  |  Hardie™ PVC Corner Underflashing<br>3000mm<br><b>CODE: 303745</b> (pk - 10)  |
|   |  |  PVC Vent Strip<br>75mm x 18mm Wide x 3000mm<br><b>CODE: 302490</b> (pk - 25)   |
|   |  |  Hardie™ Flex Stainless Steel 316 Nail<br>75 x 3.15mm (5kg, approx 950 per box)<br><b>CODE: 304253</b>                |
|   |  |  Hardie™ Flex Galvanised Nail<br>75 x 3.15mm (5kg, approx 950 per box)<br><b>CODE: 304251</b>                         |

# Linea™ Weatherboard

Linea™ Weatherboard is a bevel-back weatherboard that offers design flexibility in traditional and modern architecture. The clean horizontal lines of Linea™ Weatherboard work beautifully with the expansive surfaces and spaces of contemporary architecture or provide you with the traditional deep shadow lines of classically styled homes.

## Application

Linea™ Weatherboard is an obvious choice for complete new builds, striking feature walls, cladding for additions and renovations or restoring older buildings. Use it as a complete cladding solution or combine it with other Hardie™ cladding solutions for a unique modern look.

## Key Features and Benefits

- Resistant to fire, rot resistant and resistant to moisture damage
- Can be painted dark colours
- Engineered to perform in harsh conditions, including coastal environments
- Up to 60 minute fire resistance rating (FRR) can be achieved when installed as per the Fire & Acoustic Design Manual by James Hardie
- Comes pre-primed ready for paint
- Suitable for use where non-combustible materials are required
- Low maintenance
- CodeMark certified
- BRANZ appraised
- 25 year product warranty

■ Refer to the Linea™ Weatherboard Cavity or Direct Fix Technical Specification for further construction information.



| SHEET SIZES     | CODE   | UNITS PER PACK |
|-----------------|--------|----------------|
| 16mm 4200 x 180 | 401847 | 90             |
| 16mm 4200 x 150 | 402533 | 90             |

LINEA™  
WEATHERBOARD



## ACCESSORIES

|   |   |   |  |
|---|---|---|--|
|    | Linea 150mm Aluminium Ext<br>Corner Soaker 90°<br><b>CODE: 302820</b> (pk - 20)         |    | Linea Aluminium Int 'W' Corner Mould<br>2700mm 90°<br><b>CODE: 301184</b> (pk - 1)                     |
|    | Linea 150mm S/S Ext<br>Corner Soaker 90°<br><b>CODE: 302821</b> (pk - 20)               |    | Linea Aluminium Int 'W' Corner Mould<br>4000mm 90°<br><b>CODE: 305807</b> (pk - 1)                     |
|    | Linea 180mm Aluminium Ext<br>Corner Soaker 90°<br><b>CODE: 301186</b> (pk - 20)         |    | Linea Aluminium Int 'W' Corner Mould<br>2700mm 135°<br><b>CODE: 301183</b> (pk - 1)                    |
|    | Linea 180mm Copper Ext<br>Corner Soaker 90°<br><b>CODE: 301188</b> (pk - 20)            |    | Hardie™ PVC Corner Underflashing<br>3000mm<br><b>CODE: 303745</b> (pk - 10)                            |
|    | Linea 180mm S/S Ext<br>Corner Soaker 90°<br><b>CODE: 301197</b> (pk - 20)               |    | Linea 35mm Cavity Closer<br>3000mm<br>70mm x 35mm Wide x 3000mm<br><b>CODE: 306035</b> (pk - 25)       |
|   | Linea 180mm Aluminium Ext<br>Corner Soaker 135°<br><b>CODE: 301178</b> (pk - 20)        |   | Hardie™ Flex Stainless Steel 316 Nail<br>60 x 3.15mm (5kg, approx 1200 per box)<br><b>CODE: 302782</b> |
|  | Linea Alum Ext Slimline Box Corner<br>2700mm etch prime<br><b>CODE: 301195</b> (pk - 1) |  | Hardie™ Flex Hot Dip Galvanised Nail<br>60 x 3.15mm (5kg, approx 1200 per box)<br><b>CODE: 302784</b>  |
|  | Linea Alum Ext Slimline Box Corner<br>4000mm etch prime<br><b>CODE: 305809</b> (pk - 1) |   |  |



# Oblique™ Weatherboard

Oblique™ Weatherboard is a 14mm thick, rusticated weatherboard profile that can be installed both horizontally and vertically. It's available in 200 and 300mm widths allowing you to create both modern and traditional designs, or try combining the two widths to create an architectural look that's truly unique.

### Application

An external wall cladding for residential and light commercial builds. Oblique™ Weatherboard is an obvious choice for complete new builds, colourful feature walls and cladding for additions and renovations.

### Key Features and Benefits

- Resistant to fire, rot resistant and resistant to moisture damage
- Can be painted dark colours
- Engineered to perform in harsh conditions, including coastal environments
- Up to 60 minute fire resistance rating (FRR) can be achieved when installed as per the Fire & Acoustic Design Manual by James Hardie
- A vertical jointing option is available to create a feature along long walls
- Can be installed both vertically and horizontally
- Comes pre-primed ready to paint
- Suitable for use where non-combustible materials are required
- Low maintenance
- CodeMark certified
- BRANZ appraised
- 25 year product warranty

➤ Refer to the Oblique™ Weatherboard Technical Specification for further construction information.














| SHEET SIZES     | CODE   | UNITS PER PACK |
|-----------------|--------|----------------|
| 14mm 3000 x 200 | 405520 | 75             |
| 14mm 3000 x 300 | 405521 | 45             |
| 14mm 4200 x 200 | 405320 | 75             |
| 14mm 4200 x 300 | 405321 | 45             |



OBLIQUE™  
WEATHERBOARD



## ACCESSORIES

|   |  |  |  |
|---|--|--|--|
|    | Hardie™ 14mm External Box Corner Aluminium<br>3000mm long etch prime<br><b>CODE: 306261</b> (pk - 1)<br>4000mm long etch prime<br><b>CODE: 305823</b> (pk - 1) |   | Hardie™ Aluminium Jamb Flashing<br>3000mm<br><b>CODE: 305430</b> (pk - 1)                                |
|    | Hardie™ 14mm Aluminium Trimline Joint Flashing<br>3000mm etch prime<br><b>CODE: 305827</b> (pk - 1)  |   | Hardie™ 28mm Aluminium Cavity Closure<br>3000mm<br><b>CODE: 305431</b> (pk - 1)                          |
|    | Trimline Horizontal Jointer<br><b>CODE: 305871</b> (pk - 1)  |   | PVC Vent Strip 75mm x18mm<br>3000mm<br><b>CODE: 302490</b> (pk - 25)                                     |
|     | Trimline External Corner Jointer<br><b>CODE: 305870</b> (pk - 1)   |   | Hardie™ Horizontal Cavity Batten 20mm<br>2700mm H3.1 LOSP<br><b>CODE: 305862</b> (pk - 20)               |
|    | Trimline Internal Corner Jointer<br><b>CODE: 305872</b> (pk - 1)   |   | Hardie™ Structural Horizontal Cavity Batten<br>40mm<br>2700mm H3.1 LOSP<br><b>CODE: 306077</b> (pk - 20) |
|   | Hardie™ 14mm Internal Corner Aluminium<br>3000mm etch prime<br><b>CODE: 304871</b> (pk - 1)  |  | Oblique Plug<br><b>CODE: 306154</b> (pk - 200)   |
|  | Hardie™ Aluminium Int Corner 'W' Mould<br>90°<br>3000mm<br><b>CODE: 306262</b> (pk - 1)<br>4000mm<br><b>CODE: 306180</b> (pk - 1)                              |  |  |



# Hardie™ Axent™ Trim

Hardie™ Axent™ Trim is a 19mm thick fibre cement trim used for decorative purposes. It's an easy way to create the classic feature corners often seen on traditional New Zealand homes. Perfect for use with Linea™ Weatherboard and Oblique™ Weatherboard.

## Application

Hardie™ Axent™ Trim is suitable for residential or light commercial buildings anywhere in New Zealand. Use it to create box corners, exterior trim for around windows and doors or to incorporate unique architectural features.

It also brings texture and depth to your walls with a vertical board and batten application. Axon™ Panel Smooth makes the perfect surface for battens creating modern looks with design impact or use the battens as accent features with weatherboards for a more classic finish.

## Key Features and Benefits

- Engineered to stand up to harsh conditions, including coastal conditions
  - Cost effective and long lasting
  - Resistant to fire, rot resistant and resistant to moisture damage
  - Can be painted a large variety of colours, even the darker shades
  - Suitable for use where non-combustible materials are required
  - Comes pre-sealed, ready for paint
  - Low maintenance
  - 15 year product warranty
- Refer to the relevant Linea™ Weatherboard, Oblique™ Weatherboard or the Axon™ Panel Technical Specification for further construction information.

| TRIM SIZES     | CODE   | UNITS PER PACK |
|----------------|--------|----------------|
| 19mm 3000 x 89 | 405258 | 20             |
| 19mm 3000 x 70 | 405257 | 20             |
| 19mm 3000 x 45 | 405260 | 20             |



# 6 Panel

## Axon™ Panel

Creating a strong visual impact for your building is easier than ever with Axon™ Panel. Easy to install, robust and versatile, Axon™ Panel is a vertical shi lap panel available in five finishes. The textures and grooves complement classic and modern building designs to create stand out facades, and bring interest to outdoor rooms.

### Application

Axon™ Panel cladding can be used in residential or commercial applications wherever a modern design is required, including external walls in composite construction, upper-storey and ground-level extensions, and internal feature walls.



### Key Features and Benefits

- Engineered to stand up to harsh conditions, including coastal conditions
  - Can be painted any colour, even the darker shades
  - Cost effective and long lasting
  - Resistant to fire, rot resistant and resistant to moisture damage
  - Up to 60 minute fire resistance rating (FRR) can be achieved when installed as per the Fire & Acoustic Design Manual by James Hardie
  - Easy to install
  - Suitable for use where non-combustible materials are required
  - Low maintenance
  - BRANZ appraised
  - CodeMark Certified
  - 15 year product warranty
- Refer to the relevant Axon™ Panel Technical Specification for further construction information.

## GROOVED RANGE

### Axon™ Panel Grooved 133mm

| SHEET SIZES     | CODE   | UNITS PER PACK |
|-----------------|--------|----------------|
| 9mm 2450 x 1200 | 403780 | 30             |
| 9mm 2750 x 1200 | 403781 | 30             |
| 9mm 3000 x 1200 | 403782 | 30             |
| 9mm 3600 x 1200 | 404979 | 30             |



### Axon™ Panel Grooved Grained 133mm

| SHEET SIZES     | CODE   | UNITS PER PACK |
|-----------------|--------|----------------|
| 9mm 3000 x 1200 | 404512 | 30             |



### Axon™ Panel Grooved 400mm

| SHEET SIZES     | CODE   | UNITS PER PACK |
|-----------------|--------|----------------|
| 9mm 2450 x 1200 | 404414 | 30             |
| 9mm 2750 x 1200 | 404415 | 30             |
| 9mm 3000 x 1200 | 404416 | 30             |



## TEXTURED RANGE

### Axon™ Panel Brushed Concrete

| SHEET SIZES       | CODE   | UNITS PER PACK |
|-------------------|--------|----------------|
| 8.5mm 2440 x 1200 | 405478 | 40             |
| 8.5mm 2750 x 1200 | 405480 | 40             |
| 8.5mm 3000 x 1200 | 405481 | 40             |
| 8.5mm 3600 x 1200 | 405482 | 30             |



### Axon™ Panel Smooth (formerly known as EasyLap™ Panel)

| SHEET SIZES     | CODE   | UNITS PER PACK |
|-----------------|--------|----------------|
| 9mm 2450 x 1200 | 404764 | 30             |
| 9mm 3000 x 1200 | 404763 | 30             |



## ACCESSORIES

|   |   |   |  |
|---|---|---|--|
|    | Hardie™ 9mm Panel Aluminium Horizontal<br>'h' Mould 3000mm etch prime<br><b>CODE: 304508</b> (pk - 1)   |    | Inseal® 3259 Black<br>48mm (50m Roll)<br><b>CODE: 300767</b><br>80mm (50m Roll)<br><b>CODE: 300769</b> |
|     | Hardie™ 9mm Alum Radius<br>External Box Corner<br>2750mm etch prime<br><b>CODE: 306215</b> (pk - 1)<br>3000mm etch prime<br><b>CODE: 306216</b> (pk - 1)<br>4000mm etch prime<br><b>CODE: 306217</b> (pk - 1) |    | Hardie™ Flex Stainless Steel 316 Nail<br>60 x 3.15mm (5kg, approx 1200 per box)<br><b>CODE: 302782</b> |
|    | Hardie™ 9mm Alum Invert<br>External Box Corner<br>2750mm etch prime<br><b>CODE: 306213</b> (pk - 1)<br>4000mm etch prime<br><b>CODE: 306214</b> (pk - 1)  |    | Hardie™ Flex Hot Dip Galvanised Nail<br>60 x 3.15mm (5kg, approx 1200 per box)<br><b>CODE: 302784</b>  |
|    | Hardie™ 9mm Alum<br>Internal Corner<br>2750mm etch prime<br><b>CODE: 306218</b> (pk - 1)<br>4000mm etch prime<br><b>CODE: 306219</b> (pk - 1)   |    | Hardie™ Flex Stainless Steel 316 Nail<br>75 x 3.15mm (5kg, approx 950 per box)<br><b>CODE: 304253</b>  |
|    | Hardie™ 9mm Alum Angle T socket<br>3000mm etch prime<br><b>CODE: 306210</b> (pk - 1)  |    | Hardie™ Flex Galvanised Nail<br>75 x 3.15mm (5kg, approx 950 per box)<br><b>CODE: 304251</b>           |
|  | Aluminium Horizontal 'h' Mould Jointer<br>100mm etch prime<br><b>CODE: 304512</b> (pk - 20)   |    | Hardie™ CLD™ Structural Cavity Batten<br>19 x 70mm, 3000mm long<br><b>CODE: 405308</b> (pk - 140)      |
|  | Hardie™ PVC Corner Underflashing<br>3000mm<br><b>CODE: 303745</b> (pk - 10)   |  | Hardie™ 9mm Alum 'H' mould external<br>corner<br><b>CODE: 305940</b> (pk - 1)                          |
|  | PVC Vent Strip<br>75mm x 18mm Wide x 3000mm<br><b>CODE: 302490</b> (pk - 25)  |  | Hardie™ Angle T Horizontal Joiner<br>100mm<br><b>CODE: 306221</b> (pk - 1)                             |
|   |   |  | Hardie™ Angle T External Corner Jointer<br><b>CODE: 306222</b> (pk - 1)                                |



# Hardie™ Flex Sheet


Hardie™ Flex Sheet covers a wide range of design solutions for residential and commercial applications. The smooth cladding sheets makes straight walls look sleek, clean and modern. Strong enough for commercial use, while also providing ultra-protection for residential investments. For a truly modern look add timber battens for design impact.

### Application

Hardie™ Flex Sheet's are suitable for use in residential extensions, second story additions, gable ends and commercial applications. It can also be used to line porches, verandahs carports and for soffits and eaves.

### Key Features and Benefits















- Engineered to stand up to harsh conditions, including coastal conditions
  - Cost effective and long lasting
  - Resistant to fire, rot resistant and resistant to moisture damage
  - Up to 60 minute fire resistance rating (FRR) can be achieved when installed as per the Fire & Acoustic Design Manual by James Hardie
  - Suitable for bracing
  - Can be cut to size easily with the Hardie™ Knife, minimising creation of dust on site
  - Suitable for use where non-combustible materials are required
  - Low maintenance
  - 15 year product warranty
- Refer to the Hardie™ Flex Sheet Technical Specification for further construction information.



| SHEET SIZES     | CODE   | UNITS PER PACK |
|-----------------|--------|----------------|
| 6mm 3000 x 1200 | 400168 | 30             |
| 6mm 2700 x 1200 | 400170 | 30             |
| 6mm 2400 x 1200 | 400172 | 30             |

# Hardie™ Flex Sheet

## ACCESSORIES

|  |   |  |  |
|--|---|--|--|
|   | Hardie™ Joints PVC 6mm 3000mm<br><b>CODE: 300734</b> (pk - 25)<br>2400mm<br><b>CODE: 300730</b> (pk - 50) |   | Inseal® 3259 Black<br>48mm (50m Roll)<br><b>CODE: 300767</b><br>80mm (50m Roll)<br><b>CODE: 300769</b> |
|   | PVC Cap Mould 6mm<br>3000mm<br><b>CODE: 300540</b> (pk - 25)<br>2400mm<br><b>CODE: 300539</b> (pk - 25)   |   | Hardie™ PVC Corner Underflashing<br>3000mm<br><b>CODE: 303745</b> (pk - 10)                            |
|   | PVC Horizontal Flashing 6mm<br>3000mm<br><b>CODE: 302254</b> (pk - 10)                                    |   | PVC Vent Strip<br>75mm x 18mm Wide x 3000mm<br><b>CODE: 302490</b> (pk - 25)                           |
|   | PVC Universal Ext Corner 2pc<br>3000mm<br><b>CODE: 305755</b> (pk - 5)                                    |   | Hardie™ Flex Stainless Steel 316 Nail<br>60 x 3.15mm (5kg, approx 1200 per box)<br><b>CODE: 302782</b> |
|   | PVC Universal Int Corner 2pc<br>3000mm<br><b>CODE: 305756</b> (pk - 5)                                    |   | Hardie™ Flex Hot Dip Galvanised Nail<br>60 x 3.15mm (5kg, approx 1200 per box)<br><b>CODE: 302784</b>  |
|   | PVC H Mould Universal Joints 90°<br><b>CODE: 301920</b> (pk - 10)   |   | Hardie™ Flex Stainless Steel 316 Nail<br>75 x 3.15mm (5kg)<br><b>CODE: 304253</b> (approx 950 per box) |
|  | PVC H Mould Universal Joint 180°<br><b>CODE: 301921</b> (pk - 20)   |  | Hardie™ Flex Hot Dip Galvanised Nail<br>75 x 3.15mm (5kg)<br><b>CODE: 304251</b> (approx 950 per box)  |

# Stria™ Cladding

The wider format of Stria™ Cladding delivers a look that's distinctive and modern. Stria™ Cladding features a shiplap joint and has deep grooved lines which can be laid horizontally or vertically.

### Application

Stria™ Cladding is suitable for use on external walls in composite or full wrap construction, upper-storey and ground-level extensions and internal feature walls. Stria™ Cladding is lightweight and durable, making it ideal for overhangs, protective cantilevers and other striking architectural features.

| SHEET SIZE      | CODE   | UNITS PER PACK |
|-----------------|--------|----------------|
| 14mm 3000 x 405 | 405505 | 40             |
| 14mm 3000 x 325 | 405504 | 60             |
| 14mm 4200 x 405 | 404263 | 40             |
| 14mm 4200 x 325 | 404063 | 60             |

### Key Features and Benefits

- Engineered to stand up to harsh conditions, including coastal conditions
  - The interlocking edges allow for quick and easy installation
  - Wide panel format allows faster installation
  - Can be painted any colour, even the darker shades
  - Cost effective and long lasting
  - Resistant to fire, rot resistant and resistant to moisture damage
  - Up to 60 minute fire resistance rating (FRR) can be achieved when installed as per the Fire & Acoustic Design Manual by James Hardie
  - Suitable for use where non-combustible materials are required
  - Low maintenance
  - CodeMark Certified
  - BRANZ appraised
  - 25 year product warranty
- Refer to the relevant Stria™ Cladding Technical Specification for further construction information.





## ACCESSORIES

|   |  |   |  |
|---|--|---|--|
|    | Hardie™ CLD™ Structural Cavity Batten<br>19 x 70mm, 3000mm long<br><b>CODE: 405308</b> (pk - 140)  |    | Trimline Horizontal Jointer<br><b>CODE: 305871</b> (pk - 1)  |
|    | Hardie™ Vertical Joint Flashing Aluminium<br>3000mm etch prime<br><b>CODE: 305507</b> (pk - 1)   |    | Trimline External Corner Jointer<br><b>CODE: 305870</b> (pk - 1)   |
|    | Hardie™ 14mm Internal Corner Aluminium<br>3000mm etch prime<br><b>CODE: 304871</b> (pk - 1)  |    | Trimline Internal Corner Jointer<br><b>CODE: 305872</b> (pk - 1)   |
|    | Hardie™ 14mm External Box Corner Aluminium<br>3000mm long etch prime<br><b>CODE: 306261</b> (pk - 1)<br>4000mm long etch prime<br><b>CODE: 305823</b> (pk - 1) |    | Hardie™ 9mm Alum Radius External Box Corner<br>2750mm etch prime<br><b>CODE: 306215</b> (pk - 1)<br>3000mm etch prime<br><b>CODE: 306216</b> (pk - 1)<br>4000mm etch prime<br><b>CODE: 306217</b> (pk - 1) |
|    | Hardie™ 28mm Aluminium Cavity Closure<br>3000mm<br><b>CODE: 305431</b> (pk - 1)  |    | PVC Vent Strip<br>75mm x 18mm Wide x 3000mm<br><b>CODE: 302490</b> (pk - 25)   |
|   | Hardie™ Aluminium Jamb Flashing<br>3000mm<br><b>CODE: 305430</b> (pk - 1)  |  | Hardie™ Horizontal Cavity Batten 20mm<br>H3.1 LOSP<br><b>CODE: 305862</b> (pk - 20)  |
|  | Hardie™ 14mm Aluminium Trimline Joint Flashing<br>3000mm etch prime<br><b>CODE: 305827</b> (pk - 1)  |  | Hardie™ Structural Horizontal Cavity Batten<br>40mm<br>2700mm H3.1 LOSP<br><b>CODE: 306077</b> (pk - 20)   |

# ExoTec™ Facade Panel











## Top Hat Rainscreen

The ExoTec™ Facade Panel Top Hat Rainscreen offers versatility to architects and builders. It can be used on a variety of buildings which may be exposed to very high wind pressures and can be installed using the same fixing method regardless of the framing substrate material.

### Key Features and Benefits

- The ExoTec™ Facade Panel fixed to Top Hats acts as a Rainscreen and creates a 35mm deep cavity behind the panels which manages the moisture more effectively.
  - The Top Hats can be fixed to the horizontal structural framing e.g. girts, top and bottom plates and nogs without aligning them over the studs. This makes Top Hats and ExoTec™ Facade Panel installation quicker saving you time and money.
  - Zinalume coating on Top Hat sections enhance their durability in harsh New Zealand climatic and coastal conditions.
  - ExoTec™ Facade Panel and Top Hat Rainscreen system is a cost effective cladding solution for building facades exposed to high wind pressures.
- Refer to the ExoTec™ Facade Panel Top Hat Technical Specification for further construction information.

| SHEET SIZES     | CODE   | UNITS PER PACK |
|-----------------|--------|----------------|
| 9mm 3000 x 1200 | 402209 | 16             |
| 9mm 2400 x 1200 | 402205 | 16             |

| ACCESSORIES   |   |
|---|---|
|    | ExoTec Top Hat<br>4800mm<br><b>CODE: 304580</b> (pk - 1)                |
|    | ExoTec Intermediate Top Hat<br>4800mm<br><b>CODE: 304581</b> (pk - 1)   |
|    | ExoTec Top Hat Snap Strip<br>4800mm<br><b>CODE: 304582</b> (pk - 1)     |
|    | ExoTec Top Hat Ext/Int Corner<br>3000mm<br><b>CODE: 304661</b> (pk - 1) |
|    | ExoTec Top Hat J Mould<br>3000mm<br><b>CODE: 304662</b> (pk - 1)        |
|   | ExoTec Top Hat Base Mould<br>3000mm<br><b>CODE: 304663</b> (pk - 1)     |
|  | Aluminium Horizontal T Socket 2400mm<br><b>CODE: 304103</b> (pk - 1)    |
|  | Aluminium Horizontal T Socket 3000mm<br><b>CODE: 304105</b> (pk - 1)    |
|  | ExoTec™ Facade Panel Washers<br><b>CODE: 302761</b> (pk - 1000)         |
|  | Tungsten Carbide Drill Bit 9mm<br><b>CODE: 300567</b>                   |



# 7 Internal linings

## Hardie™ Groove Lining

Add a unique tongue and groove look to your walls and ceilings. Made of tough fibre cement board, it adds durability as well as timeless charm. It's a flat sheet that has vertical V-shaped grooves carved into its face. Sanded smooth, its site painted any colour you choose to create the traditional look of tongue and groove panels.








### Application

Super practical and also a charming addition to your décor, it can be used in both dry and semi-wet areas. Hardie™ Groove Lining is perfect for internal walls, and ceilings and externally on soffits and verandah ceilings.

### Key Features and Benefits

- Can be used as an internal wall or ceiling lining
  - Suitable for semi-wet areas such as bathrooms, kitchens and laundries
  - Can be used externally on eaves and soffits
  - Resistant to fire, rot resistant and resistant to moisture damage
  - Outstanding impact resistance, making it ideal where walls are prone to damage
  - Hardie™ Groove Lining's half grooved edge of each sheet provides concealed joints
  - Can be cut to size easily with the Hardie™ Knife, minimising creation of dust on site
  - Easy to install, paint and stain
  - Achieves the best possible fire hazard properties classification of 'Group 1-S'
  - 15 year product warranty
- Refer to the Hardie™ Groove Lining Installation Manual for further construction information.

| SHEET SIZES       | CODE          | UNITS PER PACK |
|-------------------|---------------|----------------|
| 7.5mm 3000 x 1200 | <b>404917</b> | 30             |
| 7.5mm 2700 x 1200 | <b>400245</b> | 30             |
| 7.5mm 2400 x 1200 | <b>400246</b> | 30             |

| ACCESSORIES   |  |
|---|--|
|    | Villadrive™ Screw 30mm x 7g (100/Jar)<br><b>CODE: 300992</b>                     |
|    | Villadrive™ Screw 30mm x 7g (5kg, approx 2925 per box)<br><b>CODE: 300993</b>    |
|    | Villadrive™ Screw 30mm x 7g Phillip (1000 Collated)<br><b>CODE: 300994</b>       |
|   | Hardie™ Drive Screw 30mm x 7g 100/Jar Stainless Steel 316<br><b>CODE: 300928</b> |
|  | Hardie™ Top Coat (3kg Pail)<br><b>CODE: 304492</b>                               |
|  | Hardie™ Top Coat (15kg Pail)<br><b>CODE: 304493</b>                              |
|  | Hardie™ Steel Frame Screw 30mm x 8g (Box of 1000)<br><b>CODE: 306300</b>         |

HARDIE™ GROOVE  
LINING



# Villaboard™ Lining

Villaboard™ Lining is a high performance fibre cement board that creates a seamless flat surface which can be finished with paint, wallpaper, tiles or vinyl to provide a variety of looks. It's ideal for use under tiles and offers impact resistance on its own as well.

### Application

Villaboard™ Lining is an ideal internal substrate for bathrooms, laundries and kitchens, or high traffic areas such as hallways, garages and rumpus rooms. The seamless joints and negative details also bring a smooth plastered look to your verandah ceilings, eaves and soffits.

### Key Features and Benefits

- Durable internal lining suitable for wet areas such as bathrooms and laundries
  - Up to 60 minute fire resistance rating (FRR) can be achieved when installed as per the Fire & Acoustic Design Manual by James Hardie
  - Reliable impact resistant lining. Ideal for wall lining applications where walls are prone to impact
  - It is appropriate for both commercial and residential internal uses
  - Resistant to fire, rot resistant and resistant to moisture damage
  - Can be cut to size easily with the Hardie™ Knife, minimising creation of dust on site
  - Achieves the best possible fire hazard properties classification of 'Group 1-S'
  - 15 year product warranty
- 9mm Villaboard™ Lining can be used as a heat shield. Refer to the technical supplement.
- Refer to the Villaboard™ Lining Installation Manual for further construction information.

### Villaboard™ Lining 6mm

| SHEET SIZES                     | CODE   | UNITS PER PACK |
|---------------------------------|--------|----------------|
| 6mm 3000 x 1200 Rec 2 sides     | 400427 | 30             |
| 6mm 2400 x 1200 Rec 2 sides     | 400429 | 30             |
| 6mm 3000 x 1200 Sq edge 4 sides | 400442 | 30             |
| 6mm 2400 x 1200 Sq edge 4 sides | 400444 | 30             |
















### Villaboard™ Lining 9mm

| SHEET SIZES                    | CODE   | UNITS PER PACK |
|--------------------------------|--------|----------------|
| 9mm 3000 x 1200 Rec 2sides     | 400434 | 30             |
| 9mm 2700 x 1200 Rec 2sides     | 400435 | 30             |
| 9mm 2400 x 1200 Rec 2sides     | 400436 | 30             |
| 9mm 2400 x 1200 Sq edge 4sides | 400445 | 30             |
| 9mm 3000 x 1200 Sq edge 4sides | 400059 | 30             |



# Villaboard™ Lining

## ACCESSORIES

|   |   |   |   |
|---|---|---|---|
|    | Hardie™ Joints PVC 6mm 3000mm<br><b>CODE: 300734</b> (pk - 25)<br>2400mm<br><b>CODE: 300730</b> (pk - 50) |  | Villadrive™ Screw 30mm x 7g<br>(100/Jar)<br><b>CODE: 300992</b>                     |
|    | PVC Cap Mould 6mm<br>3000mm<br><b>CODE: 300540</b> (pk - 25)<br>2400mm<br><b>CODE: 300539</b> (pk - 25)   |  | Villadrive™ Screw 30mm x 7g<br>(5kg, approx 2925 per box)<br><b>CODE: 300993</b>    |
|    | Hardie™ Joints PVC 9mm 3000mm<br>(2-piece)<br><b>CODE: 300736</b> (pk - 10)                               |  | Villadrive™ Screw 30mm x 7g Phillip (1000 Collated)<br><b>CODE: 300994</b>          |
|    | PVC Int/Ext Corner Mould<br>3000mm<br><b>CODE: 300669</b> (pk - 20)                                       |  | Hardie™ Steel Frame Screw<br>30mm x 8g (Box of 1000)<br><b>CODE: 306300</b>         |
|    | Villaboard PVC Control Joint White<br>2700mm<br><b>CODE: 300978</b> (pk - 10)                             |  | Inseal® 3259 48mm Black (50m Roll)<br><b>CODE: 300767</b>                           |
|    | Hardie™ Base Coat (4kg Pail)<br><b>CODE: 304490</b>   |  | Hardie™ Drive Screw 30mm x 7g<br>100/Jar Stainless Steel 316<br><b>CODE: 300928</b> |
|  | Hardie™ Base Coat (15kg Bag)<br><b>CODE: 304491</b>   |   |   |
|  | Hardie™ Top Coat (3kg Pail)<br><b>CODE: 304492</b>  |   |   |
|  | Hardie™ Top Coat (15kg Pail)<br><b>CODE: 304493</b>   |   |   |



# 8 Prefinished linings

## Hardie™ Glaze Lining

Hardie™ Glaze Lining are pre-finished wall panels manufactured on a durable fibre cement board. They are a hard wearing internal wall lining that will create an easy clean ceramic look. Hardie™ Glaze Lining are produced using UV coating technology. The paint contains no Volatile Organic Compounds and is fully cured using UV light. They provide good resistance to abrasion, wear and light surface scratching.

Available in a smooth finish or a square tile design for an easy clean, grout free, low maintenance alternative to tiles.

### Application

They are suitable for use in wet, semi-wet or dry areas such as bathrooms, ensuites, toilets, kitchens, shower rooms, laundries, and changing rooms. They can be used in both residential and commercial spaces.

### Key Features and Benefits

- Durable internal lining suitable for wet areas such as bathrooms and laundries
- Appropriate for both commercial and residential internal uses
- Resistant to fire, rot resistant and resistant to moisture damage
- Achieves the best possible fire hazard properties classification of 'Group 1-S'
- Hard wearing coating is durable and light scratch resistant
- Easy to install straight onto framing or over existing linings
- Antimicrobial protection
- Jointing options available to create different looks
- Low maintenance and easy to clean
- 15 year product warranty





# Hardie™ Glaze

## Lining 4.5mm

The smooth panel has a high-gloss white finish in a 4.5mm thickness. Suitable for applications in wet and dry areas across both residential and commercial spaces.

| SHEET SIZES       | CODE          | UNITS PER PACK |
|-------------------|---------------|----------------|
| 4.5mm 2400 x 1200 | <b>400221</b> | 2              |
| 4.5mm 2400 x 900  | <b>400225</b> | 2              |










# Hardie™ Glaze

## Lining 6mm

The same high-gloss white finish in a thicker 6mm panel. Suitable when you need extra impact resistance, making it an ideal solution in commercial and industrial wet and dry areas.

| SHEET SIZES     | CODE          | UNITS PER PACK |
|-----------------|---------------|----------------|
| 6mm 2700 x 1200 | <b>400210</b> | 2              |
| 6mm 2400 x 1200 | <b>400211</b> | 2              |

## Hardie™ Glaze Lining 4.5mm

| ACCESSORIES   |  |   |   |
|---|--|---|---|
| PVC   |  | NATURALLY ANODISED  |   |
|   | Hardie™ Glaze 4.5mm 2400mm<br>Jointer White Gloss<br><b>CODE: 300690</b> (pk - 12)         |   | Hardie™ Glaze 4.5mm 2700mm<br>Cap Aluminium<br><b>CODE: 304501</b> (pk - 1)             |
|  | Hardie™ Glaze 4.5mm 2400mm<br>Internal Corner White Gloss<br><b>CODE: 300686</b> (pk - 12) |  | Hardie™ Glaze 4.5mm 2700mm<br>External Corner Aluminium<br><b>CODE: 304503</b> (pk - 1) |
|  | Hardie™ Glaze 4.5mm 2400mm<br>External Corner White Gloss<br><b>CODE: 300682</b> (pk - 12) |  | Hardie™ Glaze 4.5mm 2700mm<br>Internal Corner Aluminium<br><b>CODE: 304505</b> (pk - 1) |
|  | Hardie™ Glaze 4.5mm 2400mm<br>Cap Mould White Gloss<br><b>CODE: 300678</b> (pk - 12)       |  | Hardie™ Glaze 4.5mm 2700mm<br>Jointer Aluminium<br><b>CODE: 304507</b> (pk - 1)         |
|  | Hardie™ Glaze 4.5mm 2500mm<br>Bath Mould White Gloss<br><b>CODE: 300674</b> (pk - 12)      |   |   |

# Hardie™ Glaze Lining Tile

Hardie™ Glaze Lining Tile is a white high-gloss finish with a 150 x 150mm tile pattern embossed into the coating.

| SHEET SIZES           | CODE   | UNITS PER PACK |
|-----------------------|--------|----------------|
| 6mm 2400 x 1200 White | 400240 | 2              |

## Hardie™ Glaze 4.5mm & 6mm






| ACCESSORIES |   |
|-------------|---|
|             | Fastfix Fasteners (Xmas Trees) PVC White (100/Bag)<br><b>CODE: 300632</b>               |
|             | Soffit Scotia Mould PVC 2400mm White. 2pc Base and Cap<br><b>CODE: 300916</b> (pk - 10) |
|             | Hardie™ 2 Sided Adhesive Tape 12mm x 33m<br><b>CODE: 305433</b>                         |







## Hardie™ Glaze 6mm PVC

| ACCESSORIES   |  |   |   |
|---|--|---|---|
|  | Hardie™ Glaze 6mm 2700mm Premium Jointer White<br><b>CODE: 300713</b> (pk - 1)         |  | Hardie™ Glaze 6mm 2700mm Premium Cap Mould White<br><b>CODE: 300695</b> (pk - 1)    |
|  | Hardie™ Glaze 6mm 2700mm Premium Internal Corner White<br><b>CODE: 300707</b> (pk - 1) |  | Hardie™ Glaze 6mm 2500mm Premium Bath Mould White<br><b>CODE: 300691</b> (pk - 1)   |
|  | Hardie™ Glaze 6mm 2700mm Premium External Corner White<br><b>CODE: 300701</b> (pk - 1) |  | Hardie™ Glaze Tile 2700mm Internal Corner 2pc White<br><b>CODE: 300946</b> (pk - 5) |

## Hardie™ Glaze 6mm Naturally Anodised

| ACCESSORIES   |  |   |   |
|---|--|---|---|
|    | Hardie™ Glaze 6mm 2700mm Cap Aluminium<br><b>CODE: 304500</b> (pk - 1)             |  | Hardie™ Glaze 6mm 2700mm Sheet Jointer Aluminium<br><b>CODE: 304506</b> (pk - 1)    |
|    | Hardie™ Glaze 6mm 2700mm External Corner Aluminium<br><b>CODE: 304502</b> (pk - 1) |  | Hardie™ Glaze 6mm 2700mm Negative Jointer Aluminium<br><b>CODE: 305752</b> (pk - 1) |
|  | Hardie™ Glaze 6mm 2700mm Internal Corner Aluminium<br><b>CODE: 304504</b> (pk - 1) |   |   |

## Hardie™ Glaze 6mm Powder Coated White

| ACCESSORIES   |  |   |  |
|---|--|---|--|
|  | Hardie™ Glaze 6mm 2700mm Cap Aluminium White<br><b>CODE: 305751</b> (pk - 1)             |  | Hardie™ Glaze 6mm 2700mm Internal Corner Aluminium White<br><b>CODE: 305749</b> (pk - 1) |
|  | Hardie™ Glaze 6mm 2700mm External Corner Aluminium White<br><b>CODE: 305748</b> (pk - 1) |  | Hardie™ Glaze 6mm 2700mm Jointer Aluminium White<br><b>CODE: 305750</b> (pk - 1)         |

# Invibe™ Panel

Invibe™ Panel are pre-finished panels made from premium fibre cement, available in 4 colours in a high gloss finish. Invibe™ Panels are produced using UV coating technology. The paint contains no Volatile Organic Compounds and is fully cured using UV light. The panels provide good resistance to abrasion, wear and light surface scratching.

## Application

They are suitable for use in wet, semi-wet or dry areas such as bathrooms, ensuites, toilets, kitchens, shower rooms, laundries, and changing rooms. They can be used in both residential and commercial spaces.

## Key Features and Benefits





- Durable internal lining suitable for internal wet and dry areas
  - Appropriate for both commercial and residential internal uses
  - Resistant to fire, rot resistant and resistant to moisture damage
  - Achieves the best possible fire hazard properties classification of 'Group 1-S'
  - Hard wearing coating offers improved chemical resistance
  - Provides good resistance to abrasion, wear and light surface scratching
  - Resistant to general stains
  - Easy to install straight onto framing or over existing linings
  - Antimicrobial protection
  - Jointing options available to create different looks
  - Low maintenance and easy to clean
  - 15 year product warranty
- Owing to manufacturing tolerances, slight colour variations are also likely to occur between different batches of lining.



| SIZE                          |                                |        |                |
|-------------------------------|--------------------------------|--------|----------------|
| 2700 x 1200 x 6mm             |                                |        |                |
| COLOUR                        | NAME                           | CODE   | UNITS PER PACK |
| Blanc<br><b>ChromaShield</b>  | Invibe™ Panel Blanc 201 Gloss  | 404623 | 2              |
| Ebony<br><b>ChromaShield</b>  | Invibe™ Panel Ebony 202 Gloss  | 404625 | 2              |
| Stone<br><b>ChromaShield</b>  | Invibe™ Panel Stone 204 Gloss  | 404629 | 2              |
| Greige<br><b>ChromaShield</b> | Invibe™ Panel Greige 207 Gloss | 404635 | 2              |



Accessories supplied by James Hardie

| INVIBE™ PANEL JOINTERS AND MOULDINGS  |                                    |        |                       |                                 |        |
|---|------------------------------------|--------|-----------------------|---------------------------------|--------|
| <br>Blanc<br>ChromaShield  | Sheet jointer - wet area 2700mm    | 305688 | Naturally<br>Anodised | Sheet jointer - wet area 2700mm | 304506 |
|   | Internal corner 2700mm             | 305689 |                       | Internal corner 2700mm          | 304504 |
|   | External corner 2700mm             | 305690 |                       | External corner 2700mm          | 304502 |
|   | Cap mould 2700mm                   | 305691 |                       | Cap mould 2700mm                | 304500 |
| <br>Ebony<br>ChromaShield  | Sheet jointer - wet area 2700mm    | 305682 |                       | Negative jointer 2700mm         | 305752 |
|   | Negative jointer - dry area 2700mm | 305683 |                       |                                 |        |
|   | Internal corner 2700mm             | 305684 |                       |                                 |        |
|   | External corner 2700mm             | 305685 |                       |                                 |        |
| <br>Stone<br>ChromaShield  | Cap mould 2700mm                   | 305686 |                       |                                 |        |
|   | Sheet jointer - wet area 2700mm    | 305735 |                       |                                 |        |
|   | Internal corner 2700mm             | 305736 |                       |                                 |        |
|   | External corner 2700mm             | 305737 |                       |                                 |        |
| <br>Greige<br>ChromaShield | Cap mould 2700mm                   | 305738 |                       |                                 |        |
|   | Sheet jointer - wet area 2700mm    | 305703 |                       |                                 |        |
|   | Internal corner 2700mm             | 305704 |                       |                                 |        |
|   | External corner 2700mm             | 305705 |                       |                                 |        |
|   | Cap mould 2700mm                   | 305706 |                       |                                 |        |

\*Note: All aluminium naturally anodised mouldings are available ex stock

All powder coated mouldings are available ex stock.

Large quantities would be indent only, with a 7 – 10 working day lead time.

All powder coated mouldings are only available in a semi-gloss finish that can be used with the Invibe™ Panels.

|   |   |   |   |   |
|---|---|---|---|---|
| Sheet Jointer Wet<br>(pk - 1)   | Negative Jointer Dry<br>(pk - 1)  | Internal Corner<br>(pk - 1)   | External Corner<br>(pk - 1)   | Cap Mould<br>(pk - 1)   |
|  |  |  |  |  |

# 9 Eaves & soffits

## Hardie™ Flex Eaves Lining

Hardie™ Flex Eaves Lining is a versatile, durable, low cost, 4.5mm thick fibre cement sheet.

### Application







Suitable for use in all eaves, verandahs, porches and carports. The sheets have an un-sanded finished surface, which is ideal for either semi-gloss acrylic or lightly textured semi-gloss coatings to match your design scheme.

### Key Features and Benefits

- Resistant to fire, rot resistant and resistant to moisture damage
- It comes in a range of sheet sizes to accommodate both wide and narrow soffits, which can help to increase speed of installation
- Can be cut to size easily with the Hardie™ Knife, minimising creation of dust on site
- Can be hand nailed or gun nailed
- Suitable for use where non-combustible materials are required
- Low maintenance
- 15 year product warranty
- Refer to the Eaves and Soffit Linings Installation Manual for further construction information.

| SHEET SIZES       | CODE          | UNITS PER PACK |
|-------------------|---------------|----------------|
| 4.5mm 3000 x 1200 | <b>400183</b> | 30             |
| 4.5mm 2700 x 1200 | <b>400185</b> | 60             |
| 4.5mm 2400 x 1200 | <b>400187</b> | 60             |
| 4.5mm 2400 x 750  | <b>401946</b> | 60             |
| 4.5mm 2400 x 600  | <b>401947</b> | 120            |
| 4.5mm 2400 x 450  | <b>401948</b> | 120            |

### ACCESSORIES

|   |   |
|---|---|
|    | PVC Soffit Joints 5mm<br>750mm<br><b>CODE: 300921</b> (pk - 50)<br>600mm<br><b>CODE: 300920</b> (pk - 50)<br>450mm<br><b>CODE: 300919</b> (pk - 50) |
|    | Hardie™ Joints PVC 5mm<br>3000mm<br><b>CODE: 300733</b> (pk - 50)<br>2400mm<br><b>CODE: 300729</b> (pk - 50)  |
|    | PVC External Corner 5mm<br>3000mm<br><b>CODE: 300848</b> (pk - 25)<br>2400mm<br><b>CODE: 300846</b> (pk - 25)                                       |
|    | PVC Internal Corner 5mm<br>3000mm<br><b>CODE: 300868</b> (pk - 25)<br>2400mm<br><b>CODE: 300866</b> (pk - 25)                                       |
|   | PVC Cap Mould 5mm<br>2400mm<br><b>CODE: 300538</b> (pk - 25)  |
|  | Soffit 4.5mm PVC 2 Way Joints<br>2400mm<br><b>CODE: 300915</b> (pk - 10)  |
|  | Inseal® 3259 48mm Black (50m Roll)<br><b>CODE: 300767</b>   |





# Hardie™ Groove Lining


Add a unique tongue and groove look to your eaves and soffits. Made of tough fibre cement board, it adds durability as well as timeless charm. It is impact resistant, which helps retain its good looks for years to come.

## Application

The grooves are perfect for enhancing design lines for modern builds, and are equally at home on villa and bungalow renovations. Hardie™ Groove Lining is particularly well suited to larger sized eaves, verandahs, porches and carports.

## Key Features and Benefits

- Resistant to fire, rot resistant and resistant to moisture damage
  - Easy and fast to install
  - Can be cut to size easily with the Hardie™ Knife, minimising dust on site
  - Sheets have a half groove lengthways along the edge to provide concealed joints
  - Outstanding impact resistance so it retains its good looks for years to come
  - Suitable for use where non-combustible materials are required
  - Low maintenance
  - 15 year product warranty
- Refer to the Eaves and Soffit Linings Installation Manual for further construction information.
  - Refer to page 28 for Hardie™ Groove Lining sizes and accessories.



HARDIE™  
GROOVE  
LINING



# Villaboard™ Lining

When you have the need for a large area of exterior coverage, look no further than Villaboard™ Lining. Its sophisticated flush finish created with recessed edges and easy jointing can be used for many purposes on your home and are perfect for larger soffits and eaves.

## Application

Villaboard™ Lining can be used for new builds, renovations and extensions. The product can also be used for eaves, soffits, large carports and verandahs.

## Key Features and Benefits

- Resistant to fire, rot resistant and resistant to moisture damage
  - Easy and fast to install
  - Can be cut to size easily with the Hardie™ Knife, minimising creation of dust on site
  - Available in 6mm and 9mm thicknesses that are specially formulated to minimise sheet movement
  - Square edge or recessed edge available
  - Can be hand nailed or gun nailed
  - Suitable for use where non-combustible materials are required
  - Low maintenance
  - 15 year product warranty
- Refer to pages 30 and 31 for Villaboard™ Lining sizes and accessories.
- Refer to the Eaves and Soffit Linings Installation Manual for further construction information.



VILLABOARD™  
LINING



# Eclipsa™ Eaves Lining

Eclipsa™ Eaves Lining are pre-painted sheets made from 4.5mm thick fibre cement. Our Eclipsa™ Eaves Lining is specifically designed to line eaves and soffits in residential homes and comes as a pre-painted, smooth, flat sheet. The speed at which Eclipsa™ Eaves pre-cut sheets can be joined and installed makes them a cost-effective coverage solution.



## Application

Eclipsa™ Eaves Lining is ideal for eaves, soffits, verandahs, porches, carports and any ceiling area where a pre-finished, easy clean surface is required.

## Key Features and Benefits

- Resistant to fire, rot resistant and resistant to moisture damage
- No painting costs save both time and money
- A slip sheet minimises surface marks on paint during transportation and installation
- Easy and fast to install
- Low maintenance
- Available in a white acrylic finish
- Suitable for use where non-combustible materials are required
- 10 year coating warranty
- 15 year product warranty

➤ Refer to the Eaves and Soffit Linings Installation Manual for further construction information.

| SHEET SIZES       | CODE          | UNITS PER PACK |
|-------------------|---------------|----------------|
| 4.5mm 2400 x 1200 | <b>404808</b> | 30             |
| 4.5mm 2400 x 600  | <b>404807</b> | 30             |

## ACCESSORIES

|  |  |
|--|--|
|  | Fastfix Fasteners (Xmas Trees) PVC White (100/Bag)<br><b>CODE: 300632</b>  |
|  | Hardie™ Jointer PVC 5mm 2400mm<br><b>CODE: 300729</b> (pk - 50)<br>PVC Soffit Jointer 5mm 600mm<br><b>CODE: 300920</b> (pk - 50) |
|  | Soffit 4.5mm PVC 2 Way Jointer 2400mm<br><b>CODE: 300915</b> (pk - 10)   |
|  | Soffit Scotia Mould PVC 2400mm 2pce Base and Cap<br><b>CODE: 300916</b> (pk - 10)  |
|  | PVC Cap Mould 5mm 2400mm<br><b>CODE: 300538</b> (pk - 25)  |

# 10 Flooring

## Hardie™ Panel Compressed Sheet

Hardie™ Panel Compressed Sheet is an 18mm thick, high density, fibre cement structural flooring substrate for ceramic tile finishes over timber or lightweight steel floor joists. The compressed fibre cement sheet structure delivers a high level of durability and stability.



### Application

Ideal for use as an internal substrate for tiled wet area floors and an external substrate for decking, balconies verandahs and pool surrounds. Making it an ideal flooring substrate for both residential and commercial buildings.

### Key Features and Benefits

| SHEET SIZES      | CODE   | UNITS PER PACK |
|------------------|--------|----------------|
| 18mm 2400 x 1200 | 400094 | 1              |

- Resistant to moisture damage when installed and maintained correctly
  - A reliable, lightweight alternative to masonry
  - The smooth finish makes it suitable for a variety of finishes including flooring paints, textured coatings and tiles
  - Outstanding performance under tiles
  - Suitable for use where non-combustible materials are required
  - 15 year product warranty
- Refer to the Flooring Installation Manual for further construction information.

| ACCESSORIES   |   |
|---|---|
|  | Compressed Sheet Screw S/S 316<br>50mmx10g (100/Jar)<br><b>CODE: 300904</b> |
|  | Tungsten Carbide Drill Bit 18mm<br><b>CODE: 300566</b>                      |





# Secura™ Flooring

Secura™ Flooring is a high performance structural floor, made from 19mm thick fibre cement, offering the robust feel of concrete with the speed of timber installation. It is engineered to address the complete range of performance needs for residential and light commercial floors. Secura™ Flooring offers indoor comfort, quiet, solid floors and lasting peace of mind.

## Application

Use as an interior flooring substrate under tile, vinyl or carpet over timber floor joists in both wet and dry areas.

## Key Features and Benefits

- Resistant to fire, rot resistant and resistant to moisture damage
  - Can be exposed for up to 90 days during construction
  - The tongue and groove joint removes the requirement for blocking, speeding up the install process
  - Can be tiled directly without the need for underlay, avoiding noticeable height differences from one floor finish to the next
  - Up to 60 minute fire resistance rating (FRR) can be achieved when installed as per the Fire and Acoustic Design Manual by James Hardie
  - Can be gun nailed
  - Suitable for use where non-combustible materials are required
  - Can be used as a lightweight inter-tenancy floor
  - CodeMark Certified
  - BRANZ appraised
  - 25 year product warranty
- Refer to the Secura™ Flooring Installation Manual for further construction information.



| SHEET SIZES     | CODE   | UNITS PER PACK |
|-----------------|--------|----------------|
| 19mm 2400 x 600 | 405574 | 20             |

# Hardie™ Ceramic Tile Underlay

Hardie™ Ceramic Tile Underlay is a smooth fibre cement substrate for laying tiles, slate and vinyl over existing or new timber, particleboard, engineered timber or plywood floors. Hardie™ Ceramic Tile Underlay is designed to protect the finished tile floor from movement that occurs naturally in wood based flooring products.

### Application

Suitable for interior applications in wet areas, semi-wet and dry areas such as bathrooms, kitchens, laundries and living areas.

### Key Features and Benefits

- Resistance to moisture damage when installed and maintained correctly
  - The sheets come with a pre-marked nailing pattern, which reduces the time the installer has to spend working out where to nail
  - Can be gun nailed with underlay gun nails, which speeds up installation
  - Minimises tile movement and potential tile cracking caused by the expansion and contraction of wood based substrates
  - Can be cut to size easily with the Hardie™ Knife, minimising creation of dust on site
  - Suitable for use where non-combustible materials are required
  - 15 year product warranty
- Refer to the Flooring Installation Manual for further construction information.





| SHEET SIZES     | CODE   | UNITS PER PACK |
|-----------------|--------|----------------|
| 6mm 1800 x 1200 | 403341 | 30             |

| ACCESSORIES   |  |
|---|--|
|  | Annular Threaded Galvanised Nail 25x2.5mm (500g approx 400 per bag)<br><b>CODE: 300390</b> |








# 11 Fire & acoustic

| FIRE SYSTEM COMPONENTS  |   |   |  |
|---|---|---|--|
|  | Hardie™ Mineral Insulation<br>800 x 600mm x 90mm thick<br>(2.4m <sup>2</sup> per bale)<br><b>CODE: 304904</b> |  | Hardie™ Acoustic Floor Channel 40mm<br>1800mm long<br><b>CODE: 305922</b> (pk - 1) |
|  | Hardie™ Acoustic Cradle<br><b>CODE: 305920</b> (pk - 10)  |  | Hardie™ Flooring Shims<br><b>CODE: 305925</b> (pk - 250)                           |

➤ Refer to the Fire and Acoustic Design Manual for further construction information.

Hardie™ Mineral Insulation for use in wall applications as per fire rated wall systems published in the Fire and Acoustic Design Manual by James Hardie.

# 12 Tools

| CUTTING TOOLS   |  |   |                                      |
|---|--|---|--------------------------------------|
|   | Hardie™ Blade Diamond Tipped<br>Circular Saw Blade<br>184mm<br><b>CODE: 300660</b> |  | Hardie™ Knife<br><b>CODE: 305926</b> |
|  | Hardie™ Blade Diamond Tipped<br>Circular Saw Blade<br>254mm<br><b>CODE: 303375</b> |   |                                      |

# 13 Product & coverage calculations

## Weatherboards — Coverage Calculations

| PRODUCT                      | WIDTH | EFFECTIVE COVER | CALCULATION FACTOR FOR LINEAL METRES |
|------------------------------|-------|-----------------|--------------------------------------|
| Linea™ Weatherboard          | 150   | 120             | 8.333                                |
| Linea™ Weatherboard          | 180   | 150             | 6.667                                |
| Oblique™ Weatherboard 4200mm | 200   | 175             | 5.714                                |
| Oblique™ Weatherboard 4200mm | 300   | 275             | 3.64                                 |
| Stria™ Cladding 4200mm       | 325   | 300             | 3.33                                 |
| Stria™ Cladding 4200mm       | 405   | 380             | 2.62                                 |
| Hardie™ Plank Weatherboard   | 180   | 150             | 6.667                                |
| Hardie™ Plank Weatherboard   | 300   | 270             | 3.64                                 |

## Calculation Example

| WEATHERBOARD TYPE         | CALCULATION FACTOR | X | NET AREA OF WALLS | = | LINEAL METRES OF BOARDS | ÷ | 4.2 | NUMBER OF BOARDS |
|---------------------------|--------------------|---|-------------------|---|-------------------------|---|-----|------------------|
| Linea™ Weatherboard 180mm | 6.667              | x | 80m <sup>2</sup>  | = | 533                     | ÷ | 4.2 | 127              |

| LINEA™ WEATHERBOARD ACCESSORIES      |  |  |                     |
|--------------------------------------|--|--|---------------------|
| Nails                                | Lineal metres of boards x 0.007                            |  | = kg of nails       |
| Sealant for tongue and groove joint  | (Lineal metres ÷ 6) ÷ 30                                   |  | = No. Tubes Sealant |
| External Corner Soakers              | Height of wall ÷ Effective cover x No. of External Corners |  | = No. of Soakers    |
| Internal and External: Corner Moulds | One per corner (up to 4m high)                             |  |                     |

| WEATHERBOARD TYPE                       | CALCULATION FACTOR | X | NET AREA OF WALLS | = | LINEAL METRES OF BOARDS | ÷ | 4.2 | NUMBER OF BOARDS |
|---|--------------------|---|-------------------|---|-------------------------|---|-----|------------------|
| Hardie™ Plank Weatherboard Smooth 180mm | 6.667              | x | 80m <sup>2</sup>  | = | 533                     | ÷ | 4.2 | 127              |

| HARDIE™ PLANK WEATHERBOARD ACCESSORIES |  |  |                     |
|--|--|--|---------------------|
| Nails                                  | Lineal metres of boards x 0.007  |  | = kg of nails       |
| Concealed Back Soakers                 | Narrow boards (180mm wide) Lineal metres ÷ 6<br>Wide boards (300mm wide) Lineal metres ÷ 7 |  | = No. Back Soakers  |
| Sealant for Back Soakers               | No. of Back Soakers ÷ 20   |  | = No. Tubes Sealant |
| External Corner Soakers                | Height of wall ÷ Effective cover x No. of External Corners                                 |  | = No. of Soakers    |
| Internal and External: Corner Moulds   | One per corner (up to 3m high)   |  |                     |

Note: The quantities obtained from these calculations are to be used as a guide only and should be checked against the plans before ordering.

**AXON™ PANEL TO HARDIE™ CLD™ STRUCTURAL CAVITY BATTEN**

|      |                   |
|------|-------------------|
| Glue | 2 sheets per tube |
|------|-------------------|

**VILLABOARD™ LINING**

|                      |  |
|----------------------|--|
| Hardie™ Base Coat    | 1kg of Base Coat will provide approximately 5 lm of standard joints  |
| Hardie™ Top Coat     | 1kg of Top Coat will provide approximately 5.6 lm of standard joints   |
| Woodscrews and nails | Non-tiled applications 50/2.4m long, 55/2.7 long sheet or 60/3.0m long sheet<br>Tiled applications 74/2.4m long sheet, 82/2.7 long sheet or 90/3.0m long sheet |
| Glue                 | 3 sheets per tube (Non-tiled applications only)  |

**HARDIE™ GLAZE LINING, INVIBE™ PANEL**

|      |                   |
|------|-------------------|
| Glue | 2 sheets per tube |
|------|-------------------|

**HARDIE™ CERAMIC TILE UNDERLAY**

|       |                                    |
|-------|------------------------------------|
| Nails | approx 3 sheets per 500g bag/18x12 |
|-------|------------------------------------|



[jameshardie.co.nz](http://jameshardie.co.nz)



**Ask James Hardie™ | Call 0800 808 868 | [jameshardie.co.nz](http://jameshardie.co.nz)**

For more information, warnings and warranties please see our website and review the relevant installation and technical guides. James Hardie Durability. When installed and maintained correctly in accordance with James Hardie's literature, current at the time of installation, products by James Hardie are resistant to fire, rot resistant and resistant to moisture damage.

©2025 James Hardie New Zealand Limited 0800 808 868. ™ and © denotes a trademark and registered mark owned by James Hardie Technology Ltd.

Inseal® is a trademark of its respective owner.